



Tech Tangles With WVU in Wednesday Night Game

Virginia Tech (6-0, 2-0) vs. West Virginia (2-4, 1-1) • 7:30 p.m. (EDT), Oct. 22, 2003 • Mountaineer Field

TONIGHT'S CHECKLIST

- ✓Virginia Tech and West Virginia first met in football during the 1912 season
- ✓WVU holds a 27-20-1 advantage in the series
- ✓The Mountaineers won last year's game 21-18 in Blacksburg
- ✓Tech is 8-15 against West Virginia in Morgantown
- ✓The Hokies are 24-15 overall in BIG EAST road games
- ✓Virginia Tech is 6-4 on Wednesdays
- ✓VT is ranked third in both the AP and the USA Today/ESPN Coaches' polls
- ✓The game will be televised by ESPN
- ✓The Hokies have a 23-4 record in games televised by ESPN

THE SERIES

☛Wednesday's game will be the 49th football meeting between Virginia Tech and West Virginia University.

WVU holds a 27-20-1 advantage in the series, which dates back to 1912. The Mountaineers won in Blacksburg, 21-18, last year, but Tech has won 10 of the last 14 games in the series.

Tech is just 8-15 against WVU in Morgantown, including a 5-6 record at Mountaineer Field. The Hokies won on their last visit to Morgantown, 35-0, during the 2001 season. The Mountaineers won eight straight home football games versus Tech from 1973 through the 1987 season.

Tech head coach Frank Beamer is 10-6 against West Virginia. WVU's Rich Rodriguez is 1-1 as a head coach against the Hokies.

THE GAME ON TV

☛The Virginia Tech-WVU game will be televised nationally by ESPN. Sean McDonough will handle the play-by-play with Craig James and Rod Gilmore serving as color analysts. Sam Ryan will be on hand to provide sideline commentary.

Tech has a 23-4 record on ESPN, including a 3-0 record this season. The Hokies have an overall record of 89-46 in televised football games, including a 75-34 mark during Frank Beamer's tenure as head coach.

COUNTDOWN TO KICKOFF

- 10 Virginia Tech has played an overall total of 10 football games on Wednesdays.
- 9 Tech has won the last nine road games that it has played in the month of October.
- 8 The Hokies' eight pass interceptions this season have come from eight different players.
- 7 Tech's special teams and defense have combined for seven touchdowns during the Hokies' first six games.
- 6 Tech held Syracuse's league-leading offense to six first downs.
- 5 Ernest Wilford has moved into fifth place in career receiving yards at Tech with 1,483.
- 4 Junior tailback Kevin Jones has rushed for over 100 yards in four straight games.
- 3 Tech has blocked a kick in three consecutive games.
- 2 DeAngelo Hall set a Tech single-game record by returning two punts for touchdowns against Syracuse.
- 1 Senior Carter Warley is now No. 1 in career extra-point kicks made at Virginia Tech with 168.

THIS SEASON

☛Virginia Tech enters the West Virginia game with a 6-0 overall record and a 2-0 mark in the BIG EAST Conference. The Hokies are coming off a 51-7 home win against Syracuse on Oct. 11. Tech is 1-0 on the road in 2003.

☛West Virginia is 2-4 overall and 1-1 in BIG EAST play after beating Rutgers 34-19 in Morgantown on Oct. 11. The Mountaineers are 1-2 at home this season.

WEDNESDAY GAMES

☛Virginia Tech has played a total of 10 football games on Wednesday, including two bowl games. Tech's last Wednesday game was last year's 21-18 loss to West Virginia at Lane Stadium/Worsham Field. Tech is 6-4 overall in games played on Wednesday.

COACH FRANK BEAMER

☛ Frank Beamer (Va. Tech '69), whose teams have averaged nine victories a year over the last 10 seasons, is in his 17th year as the head football coach at Virginia Tech. Beamer has guided the Hokies to a 123-69-2 record. He became Tech's winningest football coach in 1997 when the Hokies defeated Arkansas State, 50-0.

Under Beamer, Tech football has enjoyed unprecedented success with 10 consecutive bowl appearances, three BIG EAST Conference titles and a trip to the national championship game. Tech won the BIG EAST title in 1999 and 1995 and shared it in '96. Beamer was voted BIG EAST Coach of the Year by the league's coaches each of those seasons. In 1997, he was inducted into The Virginia Tech Sports Hall of Fame, and following the 1999 season, he earned eight national coach of the year honors.

Last season, the Hokies posted a 10-4 record, including a victory over Air Force in the San Francisco Bowl. During the 2000 season, the Hokies posted an 11-1 record that included a 41-20 win over Clemson in the Gator Bowl. In 1999, Tech marched to an 11-0 regular-season mark before losing a hard-fought 46-29 game to Florida State for the national title in the Sugar Bowl. The Hokies ended the '99 season ranked No. 2 by AP.

Another highlight came when Tech beat Texas, 28-10, in the 1995 Sugar Bowl and finished 10-2. The bowl streak started in '93 when Tech beat Indiana in the Independence Bowl, 45-20, to cap a 9-3 season.

Beamer returned to his alma mater in December 1986 after a six-year stint as the head coach at Murray State University, where he compiled a 42-23-2 mark.

During his undergraduate days at Tech, Beamer started three years as a cornerback and played on the Hokies' 1966 and 1968 Liberty Bowl teams. The 56-year-old Hillsville, Va.,



THE COACHES	
Frank Beamer	Coach
Rich Rodriguez	Coach
Virginia Tech	School
West Virginia	School
Virginia Tech ('69)	Alma Mater
West Virginia ('86)	Alma Mater
123-69-2 (17th year)	Record at School
14-16 (third year)	Record at School
165-92-4 (22nd year)	Overall Record
59-52-2 (11th year)	Overall Record
10-6	Record vs. tonight's opponent
1-1	Record vs. tonight's opponent

native began his collegiate coaching career as a graduate assistant at Maryland in 1972. He held assistant coaching positions at The Citadel and Murray State before being named MSU's head coach in 1981.

ACTIVE WINNERS

☛ Frank Beamer is fifth among the winningest active NCAA Division I-A football coaches with 164 career wins. Joe Paterno (Penn St.) leads the way with 338 wins, followed by Bobby Bowden (Florida State; 337), Lou Holtz (South Carolina; 242) and Jackie Sherrill (Mississippi State; 180).

STABILITY AT THE TOP

☛ Frank Beamer, the first Tech alumnus to guide the Hokies' football program since the 1940s, has coached and won more football games at Tech than any other coach. His 16 years at the Hokie helm have helped the program develop a sense of stability and consistency currently enjoyed by just a handful of other Division I-A schools.

Only three of the 117 Division I-A head football coaches have been at their current school longer than Beamer. Those coaches are: Joe Paterno (37 yrs., Penn State); Bobby Bowden (27 yrs., Florida State); and Fisher DeBerry (19 yrs., Air Force).

Prior to Beamer, no other grid coach in Virginia Tech history had served more than 10 seasons as head coach.

COACH RICH RODRIGUEZ

☛ Rich Rodriguez (WVU '86) is in his third season as the head football coach at West Virginia University, where his record is 14-16. Rodriguez began his coaching career as an assistant at Salem College in 1986. He was named the head coach at Salem in 1988 at the age of 24. He returned to his alma mater, WVU, as a volunteer coach in 1989 and was named the head coach at Glenville State College a year later. Rodriguez guided Glenville State to a 43-28-2 record over seven seasons (1990-96). He was an assistant coach at Tulane for two seasons and Clemson for two seasons before returning to West Virginia as the head coach.

2003 SCHEDULES & RESULTS

Virginia Tech (6-0; 2-0):

- hW 49-28 UCF
- hW 43- 0 James Madison
- hW 35-19 Texas A&M
- hW 47-13 Connecticut
- aW 48-22 Rutgers*
- hW 51- 7 Syracuse*
- Oct. 22 at WVU* (7:30 p.m.)
- Nov. 1 Miami* (7:45 p.m.)
- 8 at Pittsburgh* (tba)
- 15 at Temple* (1 p.m.)
- 22 Boston College* (tba)
- 29 at Virginia (tba)

West Virginia (2-4; 1-1):

- hL 17-24 Wisconsin
- aW 48- 7 East Carolina
- hL 13-15 Cincinnati
- aL 7-34 Maryland
- aL 20-22 Miami*
- hW 34-19 Rutgers*
- Oct. 22 Virginia Tech*
- Nov. 1 at UCF
- 8 at Boston College*
- 15 Pittsburgh*
- 22 at Syracuse*
- 29 Temple*

*BIG EAST games

TECH IN THE POLLS

☛Virginia Tech is No. 3 in both the Associated Press and the *USA Today*/ESPN Coaches' Polls.

The Hokies posted their highest-ever football rankings during the 1999 and 2000 seasons. Tech finished the '99 season rated No. 2 by AP and No. 3 by the coaches. In 2000, Tech climbed as high as No. 2 in both polls before finishing No. 6. Prior to the '99 season, Tech's previous high in the AP poll was 10th in the final 1995 poll that followed a 28-10 Sugar Bowl win over Texas. The Hokies had been ranked as high as No. 9 in the coaches' poll. Tech was ranked ninth by the coaches in the final poll of 1995, as well as four times during the '96 season. Tech's highest preseason rankings ever, came in 2001 when it was ranked No. 9 in both polls.

Tech has been ranked a total of 144 voting periods by the AP since the beginning of the 1993 season. When Coach Frank Beamer took over in 1987, Tech had been ranked a total of 12 weeks during the first 49 years of the AP poll. The Hokies have been ranked in 89 of the last 90 AP polls, including the last 78 in a row.

TECH IN THE BIG EAST

☛Virginia Tech joined the BIG EAST Football Conference as a charter member when the league formed in 1991. Tech has finished among the top four in the league each year since the BIG EAST went to round-robin play in 1993. Tech won the BIG EAST title in 1999 and 1995 and shared the '96 championship with Miami and Syracuse. Tech finished second in 1994, 1997, 2000 and tied for second in 1998. The Hokies were fourth in '93 and last season. In 2001, Tech tied for third in the league. The Hokies have finished higher than they were picked seven times in the 10 years of competition. Miami (100) and Tech (99) have won more games than any BIG EAST teams since the start of 1993.

TECH ON THE ROAD

☛Virginia Tech has won 36 of the last 47 regular-season road games it has played, including 21 of its last 29 BIG EAST Conference road games. The Hokies are 24-15 overall in conference road games, including a 4-2 mark at West Virginia.

Tech's 38-22 overall road record since the BIG EAST formed in 1991 ranks second among league teams behind Miami.

NIGHT GAMES

☛Since 1946, Virginia Tech football teams have a 66-50-1 mark in night games, including a 33-17-1 record under Coach Frank Beamer. The Hokies have a 14-4 record in BIG EAST night games.

TECH ON TURF

☛The West Virginia game will mark Virginia Tech's 46th game on artificial turf since Frank Beamer took the helm in 1987. Tech has won 19 of its last 26 games on turf, but is just 24-21 overall on artificial surfaces under Beamer.

OPEN DATES

☛October 18 marks the 33rd open date for Tech since the start of the 1970 season. The Hokies are 18-14 in games following those open dates, including a 17-10 mark under Coach Frank Beamer.

SCORING STREAK

☛Tech has scored in a school record 102 straight football games, beginning with a 13-7 win over Miami on Sept. 23, 1995. The streak began after a 16-0 loss to Cincinnati at Lane Stadium in 1995. The previous school record was 66 straight games, which started in 1970 and ran into the 1976 season. During its current streak, Tech has scored 13 or more points in all but two games — a 42-3 Gator Bowl loss to North Carolina in January 1998 and a 38-7 loss at Pittsburgh in 2001.

BIG EAST STANDINGS
(through games of Oct. 11)

Team	Conf.	Overall
Miami	2-0	6-0
Virginia Tech	2-0	6-0
Boston College	1-1	4-2
West Virginia	1-1	2-4
Pittsburgh	0-0	3-2
Syracuse	0-1	3-2
Temple	0-1	1-5
Rutgers	0-2	3-3

Saturday, Oct. 18

Pittsburgh at Rutgers
Temple at Miami
Boston College at Syracuse

Wednesday, Oct. 22

Virginia Tech at West Virginia

Saturday, Oct. 25

Rutgers at Temple
Syracuse at Pittsburgh
Notre Dame at Boston College

2002 RESULTS

Virginia Tech (10-4; 3-4 BE):

hW 63- 7 Arkansas State
hW 26- 8 LSU
hW 47-21 Marshall
aW 13- 3 Texas A&M
aW 30- 0 Western Michigan
aW 28-23 Boston College*
hW 35-14 Rutgers*
hW 20-10 Temple*
hL 21-28 Pittsburgh*
aL 42-50 Syracuse (3ot)*
hL 18-21 West Virginia*
hW 21- 9 Virginia
aL 45-56 Miami*
nW 20-13 Air Force
(San Francisco Bowl)

West Virginia (9-4; 6-1 BE):

hW 56- 7 UT Chattanooga
aL 17-34 Wisconsin
hW 35-32 Cincinnati
hW 37-17 East Carolina
hL 17-48 Maryland
aW 40- 0 Rutgers*
hW 34- 7 Syracuse*
hL 23-40 Miami*
aW 46-20 Temple*
hW 24-14 Boston College*
aW 21-18 Virginia Tech*
aW 24-17 Pittsburgh*
nL 22-48 Virginia
(Continental Tire Bowl)

* Conference games

Last Game

Special Teams, Defense Shine In 51-7 Win Over Syracuse

Oct. 11, 2003 • Lane Stadium/Worsham Field • Attendance 65,115

BLACKSBURG, Va. — Virginia Tech turned in its most complete performance to date to hand Syracuse a 51-7 defeat before a sellout Homecoming crowd at Lane Stadium/Worsham Field.

Tech got 27 points from its special teams, a dominating outing from its defense and big offensive plays from quarterback Bryan Randall and tailback Kevin Jones during the victory. Junior DeAngelo Hall returned punts 58 and 60 yards for TDs within a two-minute span of the first quarter as the Hokies built a 27-0 advantage in the first half.

The Hokies' defense held SU tailback Walter Reyes, the nation's leading rusher at 170 yards per game, to just 40 yards on 16 carries. Overall, the Orangemen's 10th-ranked offense managed only 187 total yards, 279 below its average.

Randall scampered 75 yards to get the Hokies started, while Jones rushed for 131 yards and two TDs to cap the afternoon.

Syracuse	0	0	7	0	—	7
Virginia Tech	21	6	21	3	—	51

- VT (11:41 re 1st) — Randall 75 run (Warley kick)
- VT (6:07 re 1st) — Hall 58 punt return (Warley kick)
- VT (4:30 re 1st) — Hall 60 punt return (Warley kick)
- VT (11:02 re 2nd) — FG Warley 34
- VT (5:05 re 2nd) — FG Warley 23
- SU (13:59 re 3rd) — Reyes 1 run (Barber kick)
- VT (11:20 re 3rd) — Jones 33 run (Warley kick)
- VT (6:29 re 3rd) — Jones 25 run (Warley kick)
- VT (6:02 re 3rd) — Hall 24 run (Warley kick)
- VT (9:51 re 4th) — FG Warley 24

Team Stats	SU	VT
First downs	6	18
Rushes-yds.	35-81	45-337
Passing yds.	91	102
Return yds.	32	155
Passes	8-23-0	8-20-1
Punts-avg.	12-39	4-47
Fumbles-lost	3-1	1-1
Penalties-yds.	4-29	2-10
Time of poss.	29:30	30:30
Sacks by	2-5	1-4

Individual Leaders

Rushing — SU, Reyes 16-40, Anderson 6-24, Belton 2-8, Patterson 2-5, Washington 4-5, Rhodes 5-(-1); VT, Jones 19-131, Randall 5-93, Humes 9-54, Vick 3-28, Hall 1-24, Candelas 4-9, Imoh 4-(-2).

Passing — SU, Anderson 8-28-0-91; VT, Randall 6-14-1-88, Vick 2-6-0-14.

Receiving — SU, Morant 3-53, Reyes 2-10, Jones 1-13, Fontenette 1-9, Williams 1-6; VT, Easlick 3-42, Mazzetta 2-48, Wilford 2-27, Hamilton 1-5.

A CLOSER LOOK

☛ **DeAngelo Hall** (Chesapeake, Va.) became the first Virginia Tech player on record to return two punts for touchdowns in a single game when he scored on back-to-back returns of 58 and 60 yards during the Syracuse game. Hall now has four career touchdowns on punt returns, tying the school career mark shared by Frank Loria (1966-68) and André Davis (1998-01). Hall's 155 yards on five returns during the game was the second-best game total for a Tech player. Antonio Freeman had 164 yards on punt returns during a 1994 game against Pittsburgh.

☛ The Tech defense held SU to six total first downs, the lowest total for an opponent since a 1980 game against William & Mary. The Tribe also had six total first downs.

☛ When redshirt junior **Vincent Fuller** (Baltimore, Md.) blocked a first-quarter Syracuse field goal attempt, it marked the 100th blocked kick in Coach Frank Beamer's tenure as head coach.

☛ Tailback **Kevin Jones** (Chester, Pa.) rushed for 131 yards on 19 carries against SU. It marked Jones' fourth consecutive 100-yard rushing game of the season. Jones joins Mickey Fitzgerald (1977), Shyrone Stith (1999) and Lee Suggs (2000) as the only Tech players during the modern era (since 1950) to accomplish that feat in a single-season.

☛ Kicker **Carter Warley's** final extra point kick of the game gave him a new Tech career mark of 168 PATs. Warley (Richmond, Va.) broke the old mark of 167 held by Shayne Graham (1996-99).

☛ Punter **Vinnie Burns** (New Orleans, La.) averaged 46.8 yards on four punts, his highest average in a game that he had multiple punts.

NOTING TECH-WVU

☛ West Virginia handed Virginia Tech its third-straight loss of the 2002 season, marking the first time since 1997 that the Hokies had lost three consecutive games in a season and the first time since 1992 that Virginia Tech had lost three straight regular-season games.

The win was the first in the series for West Virginia since 1997 and the first time in Blacksburg for the Mountaineers since the 1992 season.

☛ Quarterback **Bryan Randall** (Williamsburg, Va.) ran for 125 yards against the Mountaineers. The last time a Virginia Tech quarterback had run for 100 or more yards in a game was on Sept. 28, 2000 when Michael Vick ran for 210 yards at Boston College.

Randall also rushed for over 100 yards in the 2002 regular-season finale at Miami (132 yds.).

☛ Redshirt freshman linebacker **Blake Warren** (Clifton, Va.) posted his first collegiate interception in the third quarter of the 2002 Tech-WVU game.

☛ The West Virginia game marked the first time last season that the Hokies trailed at the half. WVU led 14-10 after two quarters.

☛ **Ernest Wilford** (Richmond, Va.) registered his first blocked punt during the second quarter of the West Virginia game. It was one of seven Tech blocks in 2002.

☛ Lee Suggs took over Tech's kickoff return duties for the first time since the 2000 season and had three returns for 77 yards against WVU.

☛ The 2002 WVU game marked just the fourth time (out of 67 games) since the start of the 1993 season that Tech rushed for 200 yards or more and lost.

Last Season

Mountaineers Hold Off Hokies For 21-18 BIG EAST Win

Nov. 20, 2002 • Lane Stadium/Worsham Field • Attendance 62,723

BLACKSBURG, Va. — West Virginia used a goal-line stand and a pass interception in the end zone to hold off No. 13 Virginia Tech for a 21-18 Wednesday night victory at Lane Stadium/Worsham Field.

The Mountaineers snapped a four-game losing streak against Tech with some big plays on both offense and defense. A 42-yard touchdown run by Quincy Wilson put WVU on top 21-10 late in the third quarter. After cutting West Virginia's advantage to 21-16, Tech marched to the Mountaineers' 1-yard line during the waning minutes of the fourth quarter.

The WVU defense held its ground on three-straight running plays to preserve the lead. With 2:30 remaining, the Mountaineers took a safety rather than punt from their own end zone. Tech got one last chance from mid-field following a free kick. The Hokies moved all the way to the West Virginia 11 before Brian King picked off a Randall pass in the end zone with 12 seconds on the clock.

Randall finished with 293 yards of total offense, including 125 yards rushing.

West Virginia	7	7	7	0	—	21
Virginia Tech	7	3	6	2	—	18

- VT (4:57 re 1st) — Suggs 28 run (Warley kick)
- WVU (2:45 re 1st) — Cobourne 9 run (James kick)
- WVU (14:21 re 2nd) — Marshall 7 run (James kick)
- VT (6:49 re 2nd) — FG Warley 34
- WVU (4:09 re 3rd) — Wilson 42 run (James kick)
- VT (1:29 re 3rd) — Willis 6 pass from Randall (pass failed)
- VT (2:30 re 4th) — Team safety

Team Stats	WVU	VT
First downs	20	23
Rushing yds.	46-263	44-243
Passing yds.	124	168
Return yds.	9	52
Passes	13-20-1	18-31-1
Punts-avg.	5-27	4-36
Fumbles-lost	2-0	1-1
Penalties-yds.	9-75	6-75
Time of poss.	28:05	31:55
Sacks by	2-7	0-0

Individual Leaders

Rushing — WVU, Wilson 11-125, Cobourne 19-80, Marshall 12-43, Garvin 2-22, Fazzolari 1-(-3), Team 1-(-4); VT, Randall 18-125, Suggs 15-71, Jones 9-36, Easlick 2-11.

Passing — WVU, Marshall 13-20-1-124; VT, Randall 18-30-1-168, Team 0-1-0-0.

Receiving — WVU, D. Smith 4-93, Cobourne 3-12, Wilson 3-12, Page 1-5, Neal 1-5, Marshall 1-(-3); VT, Wilford 5-58, Witten 3-45, Suggs 3-22, Easlick 2-17, Johnson 2-6, Shreve 1-7, Humes 1-7, Willis 1-6.

IN THE SPOTLIGHT

☛ **Kevin Jones** (Chester, Pa.) has taken over as the featured back in Virginia Tech's offense this year. Jones opened his junior season by scoring two touchdowns and rushing for 83 yards on 22 carries against UCF. He appeared headed to a big day in game two against James Madison when he was knocked out of the game. Jones sprained both of his wrists on a play that resulted in the ejection of a JMU player. He had 57 yards rushing on 12 carries when he left the game early in the second quarter. He responded 12 days later by rushing for a career-high 188 yards and three TDs against Texas A&M. He added 105 yards against UConn, 118 yards at Rutgers and 131 yards versus SU. He ranks 12th nationally in rushing and is trying to become the first Tech player on record to post five-straight 100-yard games.

Since coming to Tech as the nation's No. 1-rated prep player in 2001, Jones has lived up to his billing. During his first season at Tech, he earned BIG EAST Rookie of the Year honors. He became a key figure in the Tech offense after starter Lee Suggs suffered a season-ending knee injury in the opening game.

Jones ended up in the starting lineup for Tech's last three regular-season games and the Gator Bowl. During those three regular-season starts, Jones contributed 155 yards rushing at Temple, 181 yards against Virginia and 160 yards versus No. 1 Miami. His 957 yards for the season set a school mark for a freshman. He ranked fifth among Division I-A freshmen in rushing yards for the season and was named a freshman All-American by *The Sporting News*.

Last season, Jones shared time with Suggs and still managed to rush for 871 yards and nine touchdowns.

Jones, who bulked up to 221 pounds for the 2003 season, has averaged 5.5 yards per carry on the way to 2,510 career rushing yards.

VIRGINIA TECH CAREER RECORDS

Rushing Yards

3,767	Cyrus Lawrence	843 att.	1979-82
3,459	Roscoe Coles	656 att.	1974-77
2,981	Maurice Williams	550 att.	1983-86
2,767	Lee Suggs	535 att.	1999-02
2,696	Dwayne Thomas	576 att.	1992-95
2,645	Ken Oxendine	526 att.	1994-97
2,523	Eddie Hunter	466 att.	1983-86
2,510	Kevin Jones	456 att.	2001-
2,461	Phil Rogers	528 att.	1973-75
2,327	Vaughn Hebron	481 att.	1989-92
2,292	Shyrone Stith	448 att.	1996-99
2,259	Tony Kennedy	535 att.	1989-92
2,116	Terry Smoot	510 att.	1967-69
2,052	James Barber	454 att.	1971-73

Pass Receptions

121	Antonio Freeman		1991-94
113	Ricky Scales		1972-74
103	André Davis		1998-01
103	Mike Giacolone		1979-82
100	Myron Richardson		1986-89
95	Ernest Wilford		2000-
92	Donald Snell		1983-86
90	Mike Burnop		1970-72
86	Sidney Snell		1978-80
84	Steve Johnson		1984-87
78	Cornelius White		1993-96
77	Marcus Mickel		1988-91

Pass Reception Yards

2,272	Ricky Scales	113 rec.	1972-74
2,207	Antonio Freeman	121 rec.	1991-94
1,986	André Davis	103 rec.	1998-01
1,541	Myron Richardson	100 rec.	1986-89
1,483	Ernest Wilford	95 rec.	2000-
1,458	Bryan Still	74 rec.	1992-95
1,409	Donald Snell	92 rec.	1983-86
1,384	Mike Giacolone	103 rec.	1979-82

Scoring

371	Shayne Graham	pk	1996-99
336	Lee Suggs	tb	1999-02
273	Carter Warley	pk	2000-
254	Ryan Williams	pk	1991-94
234	Chris Kinzer	pk	1985-88
224	Don Wade	pk	1981-84

Extra Points Made

167	Shayne Graham	167-169	1996-99
168	Carter Warley	168-173	2000-
137	Ryan Williams	137-147	1991-94

Punt Return Yardage

872	André Davis	55 ret.	1998-01
837	John Ludlow	136 ret.	1979-82
813	Frank Loria	61 ret.	1965-67
750	Billy Myers	90 ret.	1984-87
697	Angelo Harrison	73 ret.	1995-98
667	DeAngelo Hall	42 ret.	2001-

Interceptions

18	Gene Bunn	106 yds.	1976-78
16	Tyronne Drakeford	144 yds.	1990-93
14	Willie Pile	270 yds.	1999-02
13	Ron Davidson	174 yds.	1966-68
13	Lenny Smith	120 yds.	1968-68
12	Mike Widger	220 yds.	1967-69
12	John Granby	98 yds.	1987-91
11	Mike Johnson	173 yds.	1980-83
11	Ashley Lee	351 yds.	1980-84
11	William Yarborough	30 yds.	1992-95
10	John Bell	155 yds.	1972-74
10	Billy Hardee	168 yds.	1973-75
10	Derek Carter	77 yds.	1981-84
10	Keion Carpenter	244 yds.	1995-98
9	Frank Beamer	81 yds.	1966-68
9	Carter Wiley	243 yds.	1984-87
9	Torrian Gray	122 yds.	1993-96
9	Garnell Wilds	32 yds.	2000-
8*	DeAngelo Hall	137 yds.	2001-

** others tied with him not on this list*

Passing Yards

6,009	Don Strock	440-829	1970-72
5,915	Will Furrer	494-920	1988-91
5,720	Maurice DeShazo	397-745	1991-94
4,383	Jim Druckenmiller	313-582	1993-96
4,299	Steve Casey	342-647	1978-81
3,526	Mark Cox	281-518	1981-85
3,144	Bryan Randall	230-395	2001-
3,074	Michael Vick	177-313	1999-00
2,996	Erik Chapman	234-458	1985-87
2,721	Todd Greenwood	234-443	1982-85
2,622	Al Clark	193-361	1995-98

Total Offense

6,105	Maurice DeShazo	qb	1991-94
5,871	Don Strock	qb	1970-72
5,782	Will Furrer	qb	1988-91
4,987	Steve Casey	qb	1978-81
4,634	Jim Druckenmiller	qb	1993-96
4,276	Michael Vick	qb	1999-00
4,051	Bryan Randall	qb	2001-
3,890	Mark Cox	qb	1981-85
3,767	Cyrus Lawrence	tb	1979-82
3,458	Roscoe Coles	rb	1974-77
3,448	Bob Schweickert	qb	1962-64

Reception Touchdowns

22	Antonio Freeman	121 rec.	1991-94
18	Ricky Scales	113 rec.	1972-74
18	André Davis	103 rec.	1998-01
15	Sidney Snell	86 rec.	1978-80
15	Carroll Dale	67 rec.	1956-59
11	Bryan Still	74 rec.	1992-95
11	Ricky Hall	62 rec.	1998-99
10	Mike Giacolone	103 rec.	1979-82
9	Ernest Wilford	93 rec.	2001-
9	Bo Campbell	68 rec.	1989-92
9	Myron Richardson	100 rec.	1986-89
9	John Rivers	20 rec.	1990-92

SWITCHING JERSEYS

☛ Junior tailback **Kevin Jones** (Chester, Pa.) has made the switch from jersey No. 7 to No. 25 this year. With former Hokie Billy Hardee, who wore the number last year, graduating, Jones jumped on the opportunity to honor some friends.

The new number has double significance for Jones. In grade school, Jones played for Coach Jim Mattioli. Soon after the Hokies returned from the San Francisco Bowl, Jones learned that Mattioli's son had been killed in an automobile accident. Jones wore No. 25 when he played for Mattioli and decided to wear that again in memory of Mattioli's son.

In high school, Jones wore No. 2. His best friend, James Johnson, wore No. 5. Johnson was sent overseas to prepare for the war in Iraq, so Jones is "wearing 25 for the both of us, too."

STICKY FINGERS

☛ Senior receiver **Ernest Wilford** (Richmond, Va.) has moved into Tech's top 10 for career pass receptions, receiving yards and touchdown catches. He is currently sixth in catches, fifth in yardage and tied for ninth in TDs after hauling in 24 passes for 317 yards and a TD during Tech's first six games.

The 6-4, 220-pound split end has career totals of 95 catches for 1,483 yards and nine touchdowns. He needs 59 yards to move into fourth place in yardage, six catches to take over fifth place in receptions and one more touchdown catch to move into a tie for eighth place.

Wilford is coming off a record-setting junior season in which he hauled in a school single-season record 51 passes. He also set Tech single-game marks for receiving yards (279) and touchdown catches (4) in a game at Syracuse.

Wilford was one of just two players to earn the Elite Athlete status during the off-season. He turned in a 38 1/2-inch vertical jump.

LEADING THE OFFENSE

☛ Quarterback **Bryan Randall** (Williamsburg, Va.), who set a Tech record for completion percentage in a season last year, showed he hadn't lost his touch when he connected on 22 of 28 passes against UCF in the Hokies' 2003 opener. Randall passed for 278 yards and three touchdowns during the game to earn BIG EAST Offensive Player of the Week honors.

He earned that honor again for the Rutgers game, when he passed for 250 yards and four touchdowns, completing 16 of 22 passes. Through six games, he is 72-for-111 (64.9%) passing for 896 yards, nine TDs and three interceptions. He has 296 yards and three scores rushing, including touchdown runs of 47 and 75 yards.

Last season, Randall came off the bench to guide the Tech attack against LSU. He went on to start the remaining 12 games of the season. Randall completed 63.7 percent of his passes to set a new school record. His 2,641 yards of total offense were the most for a Tech player since 1972 and marked the second-highest season figure ever for the Hokies. In a game at Syracuse, he set a BIG EAST record with 504 yards passing and established a Tech mark with five passing touchdowns.

THE YOUNG GUY

☛ The competition at the Hokies' quarterback position drew a lot of attention during the spring and preseason, and continues to do so thanks to redshirt freshman **Marcus Vick** (Newport News, Va.).

Vick, the younger brother of former Tech and current Atlanta Falcons' phenom Michael Vick, made his Tech debut during the UCF game. The younger Vick played two series against the Golden Knights and led Tech on a pair of 80-yard scoring marches. He has seen action in five games, completing 15 of 27 passes (55.6%) for 212 yards and one touchdown.

WHAT'S A HOKIE?

That's the most often-asked question in Virginia Tech athletics. The answer leads all the way back to 1896 when Virginia Agricultural and Mechanical College changed its name to Virginia Polytechnic Institute. With the change came the necessity for writing a new cheer and a contest for such a purpose was held by the student body. Senior O.M. Stull won first prize for his "Old Hokie" yell which still is used today. Later, when asked if "Hokie" had any special meaning, Stull explained the words he used had no hidden or symbolic meaning, but had been thought up in an effort to get attention. Hokie soon became a nickname for all Tech teams and for those people loyal to Tech athletics. Following is the "Old Hokie" yell in its original form:

Hoki, Hoki, Hoki Hy!
 Tech! Tech! V.P.I!
 Sola-Rex Sola-Rah
 Polytech-Vir-gin-i-a!!
 Rae, Ri, V.P.I.

SIZE CHART

Average heights and weights by position of the players on Tech's active depth chart:

Pos.	Hgt.	Wgt.
WR	6-1	195
TE	6-5	258
OT	6-5	311
OG	6-4	304
C	6-3	303
QB	6-1	206
FB	6-1	243
TB	5-11	214
DE	6-1	249
DT	6-1	290
ILB	6-2	238
OLB	6-2	214
CB	5-11	189
SAF	6-0	199

BEAMERBALL

☛During the Frank Beamer era at Tech, putting points on the scoreboard has always been a team effort — the offensive team, the defensive team and the special teams. It’s called BeamerBall, and what sets it apart are the contributions of the defense and special teams.

Each of Tech’s last eight teams is ranked among the school’s top 10 highest scoring teams. During that time, a player at every position on the defensive unit has produced at least one touchdown. And 24 different players have scored touchdowns while playing on Tech’s special teams. Altogether, the defense and special teams have combined for 84 TDs since Beamer arrived in 1987, including 67 in Tech’s last 118 games.

Under Beamer, Tech’s defense has scored 51 TDs, with 31 coming on pass interceptions, 18 on fumble returns and two on fumble recoveries. The special teams have added 33 TDs, including 15 on blocked punts, 11 on punt returns, four on kickoff returns, two on blocked field goals and one on a fumble recovery.

Fittingly, the trend started in Beamer’s first game as Tech’s head coach when true freshman Jon Jeffries returned a kickoff 92 yards for a touchdown against Clemson. It was the Hokies’ first TD under Beamer, and it was scored on special teams.

Under Beamer, 60 different players on defense and special teams have scored TDs. Thirteen of those players — Don Stokes, Jock Jones, Roger Brown, Lawrence Lewis, Antonio Banks, Jim Baron, Keion Carpenter, Pierson Prioleau, Anthony Midget, Cory Bird, Kevin McCadam, Willie Pile and **Jason Lallis** — scored twice. Ike Charlton and Ricky Hall have three scores and André Davis and **DeAngelo Hall** have four.

Since the start of the 1993 season, Tech is 44-6 in games it scores at least one TD on defense or special teams.

TOUCHDOWNS BY DEFENSE & SPECIAL TEAMS

1987: Jon Jeffries, 92-yd. kickoff return vs. Clemson; Don Stokes, recovered blocked punt in end zone vs. Syracuse; Randy Cockrell (ilb), 90-yd. interception return vs. Navy.

1988: Don Stokes, recovered blocked punt in end zone vs. Southern Miss; Jock Jones, recovered blocked punt in end zone vs. West Virginia; Roger Brown (cb), 55-yd. interception return vs. South Carolina; Leslie Bailey (ilb), 19-yd. interception return vs. South Carolina.

1989: Marcus Mickel, 90-yd. kickoff return vs. Clemson; Jock Jones (olb), 55-yd. interception return vs. Tulane; Roger Brown (cb), 55-yd. interception return vs. North Carolina State.

1990: The '90 season marked the first and only season to date during Beamer’s tenure that Tech failed to score at least one TD on either defense or special teams.

1991: P.J. Preston (olb), recovered fumble in end zone vs. Oklahoma; Ken Landrum, 18-yd. blocked punt return vs. Cincinnati; Kirk Alexander (fs), 95-yd. interception return vs. Cincinnati.

1992: Tyronne Drakeford (cb), 40-yd. interception return vs. East Carolina; Tony Kennedy, 91-yd. kickoff return vs. Louisville; Ken Brown (olb), 18-yd. interception return vs. Rutgers.

1993: William Ferrell, 7-yd. blocked punt return vs. Rutgers; DeWayne Knight (olb), 23-yd. fumble return vs. Syracuse; Jeff Holland (dt), 8-yd. fumble return vs. Virginia; Lawrence Lewis (de), 20-yd. fumble return vs. Indiana; Antonio Banks, 80-yd. blocked field goal return vs. Indiana.

1994: Torrian Gray (rov), 66-yd. interception return vs. Boston College; Stacy Henley, 25-yd. blocked punt return vs. Temple; Lawrence Lewis (de), 60-yd. fumble return vs. East Carolina; Antonio Freeman, 80-yd. punt return vs. Pittsburgh.

1995: Jermaine Holmes, recovered blocked punt in end zone vs. Akron; Hank Coleman (de), 51-yd. fumble return vs. Rutgers; Myron Newsome (ilb), 71-yd. interception return vs. Rutgers; Larry Green (cb), 37-yd. interception return vs. West Virginia; Jim Baron (dt), 46-yd. fumble return vs. Temple; J.C. Price (dt), 19-yd. interception return vs. Temple; Antonio Banks (cb), 65-yd. interception return vs. Virginia; Bryan Still, 60-yd. punt return vs. Texas; Jim Baron (dt), 20-yd. fumble return vs. Texas.

1996: Cornelius White, 60-yd. blocked punt return vs. Syracuse; Keion Carpenter (fs), 100-yd. interception return vs. Miami.

1997: Carl Bradley (dt), recovered fumble in end zone vs. Rutgers; Pierson Prioleau (rov), 43-yd. fumble return vs. Rutgers; Lorenzo Ferguson (fs), 84-yd. interception return vs. Arkansas St.; Anthony Midget (cb), 22-yd. fumble return vs. Pittsburgh.

1998: Keion Carpenter (fs), 16-yd. interception return vs. Pittsburgh; Pierson Prioleau (rov), 85-yd. interception return vs. Boston College; Marcus Gildersleeve, recovered blocked punt in end zone vs. UAB; Ricky Hall, 17-yd. blocked punt return vs. West Virginia; Ricky Hall, recovered blocked punt in end zone vs. Syracuse; Loren Johnson (cb), 78-yd. fumble return vs. Syracuse; Ike Charlton (cb), 26-yd. interception return vs. Rutgers; Jamel Smith (lb), 98-yd. interception return vs. Rutgers; Anthony Midget (cb), 27-yd. interception return vs. Alabama.

1999: Ike Charlton (cb), 34-yd. interception return vs. Clemson; Corey Moore (de), 32-yard fumble return vs. Clemson; Cory Bird (rov), 26-yd. fumble return vs. Syracuse; Phillip Summers (rov), 43-yd. interception return vs. Syracuse; Tee Butler, recovered fumble by punter in end zone vs. Syracuse; Ricky Hall, 64-yd. punt return vs. Miami; Ike Charlton (cb), 51-yd. fumble return vs. Miami; Larry Austin (cb), 31-yd. interception return vs. Temple.

2000: Willie Pile (fs), 11-yd. interception return vs. Akron; Cory Bird, 9-yd. blocked punt return vs. East Carolina; André Davis, 87-yd. punt return vs. East Carolina; André Davis, 71-yd. punt return vs. Boston College; André Davis, 76-yd. punt return vs. WVU; Nathaniel Adibi (de), 36-yd. fumble return vs. UCF.

2001: Channing Reed (dt), 8-yd. fumble return vs. Rutgers; Kevin McCadam (rov), 69-yd. interception return vs. UCF; André Davis, 55-yd. punt return vs. UCF; Jim Davis (de), 27 yd. interception return vs. WVU; Kevin McCadam (rov), 9-yd. fumble return vs. BC; Ronyell Whitaker, 71-yd. blocked field goal return vs. Pittsburgh; Brandon Manning, 22-yd. blocked punt return vs. Miami.

2002: DeAngelo Hall, 69-yd. punt return vs. Arkansas State; DeAngelo Hall (cb), 49-yd. interception return vs. Arkansas State; Jason Lallis (dt), 59-yd. fumble return vs. Arkansas State; Alex Markogiannakis (lb), 25-yd. fumble return vs. Western Michigan; DeAngelo Hall, 51-yd. punt return vs. Rutgers; Darryl Tapp, 11-yd. blocked punt return vs. Virginia; Willie Pile (fs), 96-yd. interception return vs. Miami.

2003: Jason Lallis (dt), 45-yd. interception return vs. UCF; Eric Green (cb), 84-yd. interception return vs. UC; Mike Imoh, 91-yd. kickoff return vs. UC; Chris Clifton, 16-yd. blocked punt return vs. UC; Jimmy Williams (fs), 55-yd. interception return vs. Rutgers; DeAngelo Hall, 58-yd. punt return vs. Syracuse; DeAngelo Hall, 60-yd. punt return vs. Syracuse.

BEAMERBALL II

☛ Virginia Tech's tradition for blocking kicks is another part of BeamerBall. It was carried to new heights in 1998 with 10 blocks during the regular season and two more in the Hokies' Music City Bowl game against Alabama. Tech now has 100 blocks in Beamer's 194 games as the head coach. The Hokies have blocked 52 punts (15 for TDs), 27 field goals and 21 extra points.

☛ Tech blocked more kicks in the 1990s than any other Division I-A team. The Hokies blocked 63 kicks during the decade — 31 punts, 18 PATs and 14 FGs. Tech has started the new decade with 25 blocks.

☛ The most prolific kick blockers under Beamer have been defensive lineman Bernard Basham and safety Keion Carpenter who each posted six blocks during their Tech careers. Basham blocked three field goals and three PATs, while Carpenter blocked six punts.

☛ The teams Tech has victimized the most during Frank Beamer's 16-seasons have been Pittsburgh, WVU and Miami. During that span, the Hokies have blocked 10 kicks versus the Panthers, nine against the Mountaineers and eight versus UM.

☛ Since joining the BIG EAST in 1991, the Hokies have posted at least three blocked kicks against every team in the league. During that span, Tech has blocked 10 kicks against Pittsburgh, eight against Miami, seven versus WVU, six versus Rutgers, four against BC and Syracuse, and three versus Temple.

☛ During the Beamer era, Tech has blocked two kicks in a game 17 times, including two against No. 14 LSU last season. Tech blocked two kicks against four different teams in 1998.

VIRGINIA TECH'S BLOCKED KICKS UNDER FRANK BEAMER

Totals: 100 in 194 games (52 punts, 27 FGs, 21 PATs)

1987 (1 punt, 1 PAT, 1 FG)

Syracuse – punt* (Jimmy Whitten) hL
East Carolina – PAT (na) hL
Cincinnati – FG (Roger Brown) hW

1988 (4 punts, 3 FGs)

Clemson – punt (Jock Jones) aL
Southern Miss – punt* (Archie Hopkins) aL
West Virginia – punt* (Archie Hopkins) hL
Cincinnati – punt+ (Jock Jones) aW
Louisville – FG (Jimmy Whitten) aL
Florida State – FG (Roger Brown);
FG+ (Roger Brown) aL

1989 (1 punt, 1 FG)

Tulane – punt+ (Archie Hopkins) hW
N.C. State – FG (Jock Jones) aW

1990 (2 punts, 3 PATs, 1 FG)

East Carolina – PAT (John Rivers) aW
South Carolina – PAT (John Rivers) hL
Florida State – punt+ (Scott Jones) aL
West Virginia – FG+ (Bernard Basham) hW
Temple – punt (Archie Hopkins) aL
N.C. State – PAT (Bernard Basham) hW

1991 (3 punts, 3 FGs)

James Madison – FG (Bernard Basham) hW
Oklahoma – FG (Bernard Basham) aL
Cincinnati – punt+ (P.J. Preston);
punt* (Kirk Alexander) hW
Louisville – FG (John Rivers) hW
East Carolina – punt (Marcus McClung) hL

1992 (5 PATs, 1 FGs)

James Madison – PAT (John Rivers);
FG+ (Kirk Alexander) hW
East Carolina – PAT (Bernard Basham) aL
West Virginia – PAT (David Wimmer) hL
Miami – PAT (Bernard Basham) hL
Virginia – PAT (David Wimmer) hL

1993 (4 punts, 2 FGs)

Miami – punt@ (Willie Wilkins) aL
Maryland – FG (George DelRicco) hW
Rutgers – punt* (Marcus McClung) hW
Syracuse – punt+ (William Ferrell) hW
Virginia – punt# (Brandon Semones) aW
Indiana – FG* (Jeff Holland) nW
Independence Bowl

1994 (2 punts, 2 FGs)

Arkansas St. – FG (Cornell Brown) hW
Temple – punt* (William Ferrell) hW
Miami – punt# (Michael Williams) aL
Rutgers – FG (Michael Williams) hW

1995 (4 punts, 3 PATs, 1 FG)

BC – PAT (Waverly Jackson) hL
Cincinnati – FG (Jim Baron);
PAT (Lawrence Lewis) hL
Miami – punt# (Angelo Harrison) hW
Pittsburgh – punt+ (Angelo Harrison);
punt# (Angelo Harrison) aW
Akron – punt* (Okesa Smith);
PAT (Lawrence Lewis) hW

1996 (5 punts, 1 PAT)

Akron – PAT (John Engelberger) aW
BC – punt+ (Keion Carpenter) aW
Syracuse – punt* (Cornelius White) aL
Temple – punt (Keion Carpenter) hW
SW Louisiana – punt (Michael Stuewe);
punt+ (Keion Carpenter) hW

1997 (2 punts, 3 PATs, 2 FGs)

Arkansas St. – FG+ (Carl Bradley) hW
WVU – punt# (Phillip Summers) aL
Miami – PAT (Carl Bradley) hW
Pittsburgh – PAT (Corey Moore);
PAT (John Engelberger) aL
Virginia – punt (Keion Carpenter);
FG (John Engelberger) aL

1998 (8 punts, 2 PATs, 2 FGs)

East Carolina – FG+ (Corey Moore) hW
Miami – PAT (John Engelberger) aW
Pittsburgh – FG (Corey Moore);
punt# (Larry Austin) hW
Boston College – punt (Keion Carpenter);
punt+ (André Davis) aW
UAB – punt* (Larry Austin) aW
WVU – punt* (Marcus Gildersleeve);
PAT (John Engelberger) hW
Syracuse – punt* (Anthony Midget) aW
Alabama – punt (Keion Carpenter);
punt+ (Corey Moore) nW
Music City Bowl

1999 (1 punt, 1 PAT)

Rutgers – PAT^ (Carl Bradley) aW
Pittsburgh – punt+ (André Davis) aW

2000 (4 punts, 2 FGs, 2 PATs)

Akron – FG+ (Cory Bird) hW
East Carolina – punt* (Wayne Ward);
FG (Larry Austin) aW
Rutgers – punt+ (Eric Green) hW
Temple – punt+ (Wayne Ward) hW
West Virginia – punt (Lee Suggs);
PAT (Lamar Cobb) hW
Pittsburgh – PAT (David Pugh) hW

2001 (5 punts, 2 FG)

W. Michigan – punt+ (Wayne Ward) hW
Rutgers – punt@ (Eric Green) aW
UCF – punt@ (Brandon Manning) hW
Pittsburgh – FG* (Lamar Cobb) aL
Virginia – punt (Wayne Ward) aW
Miami – FG# (David Pugh);
punt* (Eric Green) hL

2002 (5 punts, 2 FG)

LSU – punt+ (Justin Hamilton);
punt@ (Jason Lallis) hW
Marshall – FG+ (Team) hW
Western Michigan – FG (Jeff King) aW
Pittsburgh – punt+ (Nathaniel Adibi) hL
West Virginia – punt# (Ernest Wilford) hL
Virginia – punt* (Justin Hamilton) hW

2003 (1 punt, 2 FG)

UConn – punt* (Nathaniel Adibi) hW
Rutgers – FG (Jeff King) aW
Syracuse – FG (Vincent Fuller) hW

*recovered or returned for touchdown +led to TD @led to safety #led to FG ^led to a two-point defensive extra point

BACK IN STYLE

☛Tech starting rover **Michael Crawford** (r-Sr.; Baltimore, Md.) has good reason to be excited about his senior season after an emotionally challenging junior year.

Last fall, Crawford underwent a needle biopsy prior to the Hokies' game with Pittsburgh, then traveled to Baltimore for more tests the following week. Both tests revealed the suspicion of lymphoma.

On Nov. 11, Crawford underwent an open biopsy at Montgomery Regional Hospital. He missed a week after that biopsy, but returned to play in the Hokies' last three games. Then came the best news of his life. Further testing in January found Crawford to be cancer free.

Crawford is back in the starting lineup this season and leads the team in tackles with 57 and tackles for loss with eight. He had a career-high 18 tackles against Texas A&M.

VIVA VEGAS

☛After just one season as a starter, senior **Vegas Robinson** (Chesapeake, Va.) entered the 2003 season rated the No. 10 inside linebacker in the Division I-A ranks by *The Sporting News*. Robinson's value to the Tech defense became obvious last season when he suffered an ankle injury and had to sit out three games.

After starting 8-0, Tech lost two of the three games Robinson missed and dropped a third game before he returned to form. Robinson finished fourth on the team in tackles (71) despite missing time. He underwent ankle surgery during the spring and came back 100 percent.

Robinson opened the 2003 season with six tackles, a sack and two quarterback hurries against UCF. He also caused both a fumble and an interception. He posted his fourth career interception at Rutgers. He currently has 37 tackles, six tackles for loss and seven hurries.

PRONUNCIATION GUIDE

Nathaniel ADIBI	uh-DEE-bee
XAVIER ADIBI	ZAY-vee-ur uh-DEE-bee
MIKAL BAAQEE	mih-KELL bā-KEE
Noland BURCHETTE	bur-CHET
John CANDELAS	can-DELL-us
COLS COLAS	coles CO-las
DeANGELO Hall	dee-ANNE-juh-lo
Mike IMOH	EEE-moh
Jason LALLIS	LAH-liss
Jared MAZZETTA	muh-ZEH-tah
Chris PANNELL	puh-NELL
Robert PEASLEE	PEEZ-lee
Aaron ROUSE	rhymes with house
Tim SANDIDGE	SAN-didge
Chris SHREVE	shreev
Carter WARLEY	WOR-lee

END GAME

☛This year's group of defensive ends ranks among the best Tech has had. The talented group includes redshirt senior **Nathaniel Adibi** (Hampton, Va.), who has played in 44 games, 39 as a starter; redshirt senior **Cols Colas** (Plantation, Fla.), who has played in 41 games, 17 as a starter; and sophomore **Darryl Tapp** (Chesapeake, Va.), who played in all 14 games last season as a true freshman and has gotten three starts this year. Rounding out the two-deep is redshirt freshman **Noland Burchette** (Richmond, Va.).

Adibi garnered preseason honors left and right. He was named a first-team All-American by *The Sporting News*, while *Athlon* named him a second-team selection. *TSN* ranked him as the No. 2 end in the nation. He was slowed by a sore ankle during the opener with UCF, but still posted a sack and three tackles. He added five tackles against JMU and came up with his second sack of the year in the Texas A&M game. He leads the team in hurries with nine.

Colas' power and explosive speed – 420 bench press and 4.41 forty – make him hard to handle on

the corner. He had 24 hurries, nine sacks and 19 total tackles for loss last year. Colas and Adibi are both on the watch list for the Hendricks Award, given to the nation's top defensive end. Colas leads the team in sacks with three and has six quarterback hurries.

Tapp drew rave reviews during the preseason after playing mostly special teams a year ago. He was in on six tackles against JMU and got his first sack against Texas A&M. He currently leads the ends in tackles with 28. Tapp has posted six tackles behind the line and eight hurries.

Burchette, who posted seven tackles on defense and one on special teams versus UConn, is a quick player who missed time in the preseason with an ankle injury. He got his first sack at Rutgers and has 21 total tackles.

The Hokies were expected to have the services of **Jim Davis** (Highland Springs, Va.), who has played in 35 games, nine as a starter. But Davis tore his pectoral muscle in the off-season and elected to have surgery. He will miss the entire 2003 season while taking a redshirt year and will be back in 2004.

WALK-ON SUCCESS

☛ Redshirt junior **Brandon Manning** (Harrisburg, Pa.), who led the Hokies in tackles against UCF, is another successful product of the Hokies' walk-on program, having already earned a scholarship and a starting position. Manning started 13 of 14 games last year and finished third on the team in tackles with 75. He opened the 2003 season with eight tackles against UCF, and has a total of 33, sixth best on the team.

Other former walk-ons who have earned scholarships and are contributing this year are fullback **Doug Easlick** (r-Sr.; Marlton, N.J.), place-kicker **Carter Warley** (r-Sr.; Richmond, Va.) and offensive lineman **Will Montgomery** (r-So.; Clifton, Va.).

On Aug. 22, holder/punter **Robert Peaslee** (r-Sr.; Pulaski, Va.), as well as split ends **Chris Shreve** (r-Sr.; Mouth of Wilson, Va.) and **Michael Malone** (r-Fr.; Friendswood, Texas), learned they had earned scholarships for the upcoming season.

THE "J" SQUAD

☛ The offensive line is a big, strong and experienced unit, which bodes well for Tech's offense. Leading the way up front on the offensive line is All-America center **Jake Grove** (Forest, Va.).

He is joined up front by tackles **Jon Dunn** (r-Jr.; Virginia Beach, Va.), a 6-7, 343-pounder, and **Jimmy Martin** (So.; Fairfax, Va.). Six-four, 299-pound **Jacob Gibson** (r-Sr.; Rocky Mount, Va.) and 6-6, 300-pound **James Miller** (Jr.; Pompano Beach, Fla.) man the guard spots.

Between the five, whose first names all start with the letter "J", they have started 85 games.

Grove has 31 starts and Gibson has 23. Miller has seen action in 30 games, starting six. Tackles Martin and Dunn have 13 and 12 starts, respectively.

THE OTHER BACKS

☛ While tailback **Kevin Jones** is stealing all the headlines, there are several others who are chipping in. **Doug Easlick** (r-Sr.; Marlton, N.J.)

and **Jeff King** (r-So.; Pulaski, Va.) hold down the fullback duties while **Cedric Humes** (r-So.; Virginia Beach, Va.) and **Mike Imoh** (So.; Fairfax, Va.) relieve Jones.

Easlick is "Mr. Reliable" at fullback, getting the starting nod in 20 straight games. He has caught seven passes for 80 yards this year. Most of King's time is spent at tight end, but he is also playing some at fullback to keep defenses guessing and to utilize his blocking skills.

Humes, who made the move from fullback to tailback, rushed for 45 yards against UCF in the 2003 opener. He scored three touchdowns against JMU and has a total of 324 yards and five TDs on 50 carries, an average of 6.5 yards per carry.

Imoh rushed for a career-best 60 yards against JMU and caught a 3-yard pass. He carried the ball four times for 10 yards in the opener against UCF. Both Imoh and Humes are deepmen on kickoffs. Imoh had a 91-yard return for a TD against UConn, while Humes had a 33-yard return during the UCF game.

Career Starts for Dressing 2003 Players

Name	Yr.	GP	GS	Name	Yr.	GP	GS	Name	Yr.	GP	GS
Adibi	r-Sr.	44	39	Griffin	Jr.	6	0	Murphy	r-So.	15	0
Anderson	r-So.	20	3	Grimm	Fr.	3	0	Pace	r-Fr.	6	0
Baaqee	r-Jr.	30	19	Grove	r-Sr.	44	31	Pannell	r-So.	9	0
Burchette	r-Fr.	6	0	Hall	Jr.	30	17	Parham	r-Fr.	2	0
Burns	r-Jr.	32	0	Hamilton	r-So.	19	1	Peaslee	r-Sr.	44	0
Butler	So.	11	0	Humes	r-So.	20	0	Perlozzo	So.	3	0
Candelas	So.	6	0	Imoh	So.	11	0	Ramsey	r-Jr.	18	0
Canter	r-Sr.	8	0	Johnson	r-Jr.	24	5	Randall	Jr.	29	18
Cesar	r-Fr.	2	0	Jones	Jr.	31	10	Robinson	r-Sr.	35	17
Clifton	r-So.	12	0	Kezmarsky	So.	1	0	Rouse	r-Fr.	6	1
Clowney	Fr.	5	0	King	r-So.	20	6	Ruff	Jr.	5	0
Colas	r-Sr.	41	17	Lallis	r-Jr.	28	11	Sandidge	r-So.	19	3
Conway	r-Jr.	15	0	Leeson	r-Fr.	5	0	Scudder	r-So.	3	0
Cooper	r-Jr.	26	0	J. Lewis	So.	20	9	Sharpe	So.	2	0
Crawford	r-Sr.	40	18	K. Lewis	r-Jr.	26	17	Shreve	r-Sr.	21	2
Daniels	r-Jr.	32	5	Malone	r-Fr.	4	0	Tapp	So.	20	3
Dunn	r-Jr.	29	12	Manning	r-Jr.	32	18	Trott	r-So.	19	0
Easlick	r-Sr.	35	20	Martin	So.	17	13	Vick	r-Fr.	5	0
Fleck	r-Fr.	2	0	Mazzetta	r-Jr.	17	0	Warley	r-Sr.	40	0
Fuller	r-Jr.	30	4	McClelland	Fr.	3	0	Warren	r-So.	15	0
Gibson	r-Sr.	35	23	McPherson	r-Fr.	6	0	Wilds	r-Sr.	37	11
Goff	r-Jr.	6	0	Miller	Jr.	30	6	Wilford	r-Sr.	44	21
Gore	r-Fr.	6	0	I. Montgomery	r-Jr.	5	0	Williams	So.	20	6
Green	r-Jr.	29	6	W. Montgomery	r-So.	10	3	Willis	r-Sr.	43	14

KICKING DUTIES

☛Place-kicker **Carter Warley** (Richmond, Va.) became Tech's all-time leader in extra points made (168) during the Syracuse game. Warley currently leads the team in scoring with 56 points. Redshirt-freshman **Brandon Pace** (Virginia Beach, Va.) shares the kickoff job with Warley, while **Vinnie Burns** (r-Jr.; New Orleans, La.) is once again handling the punts. The Ray Guy Award nominee has a 42.3-yard average on 20 punts.

THE JEFF KING EXPERIMENT

☛**Jeff King** (r-So.; Pulaski, Va.) is seeing plenty of action this season, but you can never be sure where he is going to line up. In Tech's opener, King saw action at both fullback, where he spent the spring, and tight end, where he started the last six games a year ago.

The plan is to use the 6-5 King at both positions during games to create matchup problems and keep defenses guessing. Against UCF, he caught a 23-yard pass from the tight end spot and lined up for four plays at fullback. King had a 31-yard catch in the JMU game and a 10-yard TD grab versus Texas A&M.

With starter **Keith Willis** (r-Sr.; Norfolk, Va.) and **Jared Mazzetta** (r-Jr.; Flemington, N.J.) back, Tech has three experienced players at tight end. Willis has four catches for 66 yards. Mazzetta has three grabs for 44 yards.

JIMMY WILLIAMS

☛Tech lost only two starters on the defensive side of the ball, but one of them was All-America free safety Willie Pile. **Jimmy Williams** (So., Hampton, Va.) has taken over the spot after spending a year learning under Pile.

Williams was in on 12 tackles against Texas A&M and currently ranks third on the team with 41. He returned an interception 55 yards for a touchdown at Rutgers.

Mih-KELL BÄ-KEE

☛While there's been confusion over the correct pronunciation of his name, there's no debating that linebacker **Mikal Baaqee** (r-Jr.; Columbia, Md.) is a vital part of the Hokies' defense. Last season, he became the first sophomore to lead Tech in tackles since defensive tackle Scott Hill in 1987. This past off-season, he added 25 pounds to his frame to bulk up to 240 pounds and is a Butkus Award nominee. He is currently second on the team in tackles (44).

FAMILY TIES

☛Brothers **Kevin** and **Jonathan Lewis** (Richmond, Va.) played side-by-side at defensive tackle for the first time at Tech during the Arkansas State game a year ago. Now, they line up together as starters. Kevin, a redshirt junior, and Jonathan, a sophomore, are the first brothers to start side-by-side at Tech since offensive linemen T.J. and Todd Washington in 1995 and 1996.

The Lewis brothers combined for 105 tackles, 11 hurries, 12 tackles for losses and three sacks last season. So far this year, they have combined for 51 tackles.

STEPPING UP

☛The Virginia Tech coaching staff spent the whole spring and preseason waiting for someone to step up at the wide receiver spot to help take some pressure off senior **Ernest Wilford** (Richmond, Va.). It became obvious early in the season, the receiving corps planned to accept the challenge as a group.

Seven different wide receivers have caught passes this season. As expected Wilford leads the way with 24 catches. **Justin Hamilton** (r-So.; Clintwood, Va.) has made his presence felt with 12. **Chris Shreve** (Mouth of Wilson, Va.) and **Richard Johnson** (Baltimore, Md.) caught eight and seven passes, respectively, before being injured.

THE NUMBERS GAME

1,178 ... Kevin Jones' combined rushing yardage in his nine regular-season starts at Tech.

273 ... Tech's points scored are the second-highest total ever for the Hokies through the first six games of a season.

249.33 ... Hokies' average rushing yards per game ranks them fourth in the nation.

100 ... rushing yards Kevin Jones needs against WVU to become the first Tech player to register five consecutive 100-yard rushing games in a season.

50 ... consecutive years Tech games have been broadcast on radio.

49.3 ... average penalty yardage for the Hokies is the lowest in the BIG EAST.

30:00 ... average time of possession for both Tech and its opponents through six games.

29 ... total rushing first downs allowed by Tech in six games.

25 ... consecutive games in which Tech has forced at least one turnover.

18 ... different players have scored points for the Hokies during their first six games.

10 ... total points given up by Tech during the first quarter of play.

8.7 ... average yards per carry by quarterback Bryan Randall.

7 ... field goals made by Carter Warley in his last eight tries.

MORE ON TECH-WVU

☛Prior to its 35-0 victory at West Virginia in 2001, Virginia Tech had never scored more than 28 points during a game played in Morgantown. It was West Virginia's worst shutout loss at home in 41 years, dating back to a 45-0 loss to Syracuse in 1960.

☛The shutout against the Mountaineers was Tech's second of the 2001 season against a BIG EAST team. The Hokies eventually posted three BIG EAST shutouts during the season, breaking the league mark of two set by Miami in 1992. Tech went on to lead the nation in shutouts with a total of four.

☛Defensive end Jim Davis posted his first pass interception during the 2001 West Virginia game and returned it 27 yards for his first touchdown. It marked the third-straight game in which the defense contributed a TD. In both 1993 and 1995, Tech scored a defensive touchdown in each of its last two regular-season games and then in a bowl game. The 2001 season marked the first time under Coach Frank Beamer that Tech scored a defensive TD in three consecutive regular-season games.

☛In an amazing span of 6:06 of the third quarter against West Virginia in 2000, Tech flanker André Davis scored three touchdowns in three different ways on three consecutive Tech possessions. Davis started by taking a reverse 30 yards for a touchdown that put the Hokies ahead 20-14 with 8:30 showing in the third quarter. On Tech's next offensive play after forcing a West Virginia punt, Davis hauled in a 64-yard pass from Michael Vick for another TD with 4:20 left in the quarter. When WVU was forced to punt again on its next possession, Davis received the punt, took

advantage of a crushing block by Wayne Ward and raced 76 yards for his third straight touchdown. His final score came with 2:24 remaining in the quarter.

Davis became the first Tech player to score touchdowns three different ways in a game since the Hokies' modern-day records started in 1950. He also became the first Tech player to score three touchdowns in a single quarter since 1978 when tailback Kenny Lewis scored three first-quarter TDs in a season-opening loss to Tulsa. The last Tech player to score three consecutive touchdowns in a game without any other scores in between was tailback Maurice Williams against Louisville during the 1985 season.

☛Tech scored 41 second-half points during its win over WVU in 2000. That stands as the most points scored by the Hokies in the second half of a game since Tech's modern-day records began in 1950. Tech scored an overall record 61 points during the second half of a 99-0 win against Emory & Henry in 1919.

☛Bob Slowikowski hauled in a 72-yard TD pass in the 2000 game, which at the time was the longest catch ever for a Tech tight end.

☛When Tech failed to score in the second quarter of its 48-20 victory against West Virginia in 2000, it ended a streak that had seen the Hokies score in every quarter during the 2000 season. Tech opened the season by scoring in a school-record 21 consecutive quarters.

☛Virginia Tech's last-second 22-20 win at West Virginia in 1999 on a 44-yard Shayne Graham field goal marked the Hokies' first win on the last play of the game in Frank Beamer's tenure at Tech. The last time Tech won on the last play was in the 1986 Peach Bowl when kicker Chris Kinzer booted a 40-yard field goal to give the Hokies a 25-24 victory over North Carolina State. Ironically, both Kinzer and Graham played high school football at Pulaski County (Va.) High School.

☛When West Virginia scored two touchdowns late in the final quarter of the 1999 game to take a 20-19 lead, it marked the first time all season that Tech had trailed in a game.

☛Tech gained over 400 yards of offense in the 1999 game, but scored a season-low 22 points. The game ended a school-record string of 10 straight games of 30 or more points.

TECH AMONG NATION'S BEST IN RETURN TDs

The Hokies have scored a total of seven touchdowns this season via returns, matching their total from each of the last two seasons. Tech has three via interception return, two via punt return, one via kickoff return and one via blocked punt return. Since 1999, Tech is second in the nation in scoring touchdowns on various returns (punts, kickoffs, fumbles, interceptions, blocked kicks), trailing on Miami.

School	1999	2000	2001	2002	2003	Bowls	Total
Miami	3	13	11	5	8	1	41
Virginia Tech ...	8	6	7	7	7	0	35
Kansas State	9	5	2	2	3	0	31
Colorado	5	4	7	7	0	4	27
Nebraska	6	7	5	6	1	3	27

A TRADITION OF NON-OFFENSIVE SCORING

Tech has scored seven touchdowns this season via non-offensive means (special teams or defense). The Hokies have scored at least one non-offensive touchdown in four of six games, scoring 42 points through non-offensive means in 2003. The seven scores rank second in the nation this year, trailing only Miami, which has eight.

☞Tech blocked two kicks during the first quarter of its 1998 game with WVU. Marcus Gildersleeve blocked a West Virginia punt that was returned for a touchdown by teammate Ricky Hall and John Engelberger blocked an extra point attempt.

☞Tech intercepted passes on four consecutive WVU possessions in the second half of their 1998 meeting. Each of the first three picks were by cornerback Ike Charlton. The last was by linebacker Michael Hawkes.

☞West Virginia's 24 points in the second quarter of the 1997 game still stand as the most points against Tech in a quarter since the 1988 season opener when Clemson scored 24 points in the second quarter of a 40-7 victory over Tech at Death Valley.

☞Jimmy Kibble's 29-yard run on a fake punt against WVU in 1997 stood as the longest gain for a Tech player on a fake punt at that time since 1988.

In 2001 against UCF, the Hokies' completed a 33-yard pass on a fake punt. In '88, linebacker Randy Cockrell ran 37 yards on a fake punt versus Virginia.

☞Tech's 365 yards of total offense were the most allowed by West Virginia's top-ranked defensive unit during the 1996 season.

☞When West Virginia's Chad Johnston hit David Saunders on a 1-yard touchdown pass at Tech in 1996, it marked WVU's first TD pass against the Hokies during the 1990s.

The Mountaineers finished with just six touchdown passes against Tech during the decade.

☞Tech's 27-0 victory at West Virginia in 1995 marked the Hokies' first-ever shutout in a BIG EAST Conference game.

☞The Hokies lost at WVU, 14-13, during the 1993 season despite forcing five turnovers and not committing any turnovers of their own. Tech ran just 17 offensive plays in the second half of that game.

☞Tech's first-ever BIG EAST Football Conference game was a 20-14 win at WVU in 1991. The Hokies' first-ever BIG EAST home game was a 16-7 loss to WVU in 1992. Both games were played before the conference went to round-robin competition in 1993.

AP POLL STREAK

☞Virginia Tech has been ranked for 78 consecutive weeks in the Associated Press Top 25 Football Poll, marking the second-longest active consecutive appearance streak. The Hokies have been ranked in every AP poll since the end of regular-season play in 1998. Tech began the streak with a No. 23 ranking in the postseason poll of '98. The Hokies are currently ranked No. 3 in the AP Poll. Michigan has the longest current streak with 88 straight polls. Miami is third at 63, followed by Oklahoma (58) and Texas (51). Tech has appeared in the last 92 *USA Today* / ESPN Coaches' polls, dating back to Sept. 13, 1998.

EXTRA POINTS

☞The team with the most rushing yards has won all but two of the 16 Tech-WVU games played during Frank Beamer's tenure as the Hokies' head coach. Tech won 20-14 in 1991 despite being outgained on the ground 217 yards to 170. In 1998, the Hokies were outrushed 147 yards to 110, but won 27-13.

☞Tech has scored points in each of its last 21 quarters of play, tying the school record set in 2000. That streak ended when Tech failed to score in the second quarter of a game with WVU.

☞Since the start of the 1993 season, Tech has posted an 82-7 record in games when it is leading at the half. During that stretch, the Hokies are 8-0 when the score is tied at the half and 9-22 in contests when they have trailed at the half.

☞Since the start of BIG EAST Conference round-robin play in 1993, Tech is 68-4 when it rushes for 200 yards or more.

☞Fifty-seven of the last 64 passes caught by Virginia Tech tight ends have produced first downs.

THE GAME ON RADIO

☞Tech's games can be heard on radio stations throughout Virginia and the mid-Atlantic region on the Virginia Tech ISP Sports Network. Bill Roth (play-by-play), Mike Burnop (analyst) and Tony Luftman (studio host) comprise Tech's football broadcast crew. Coverage begins 90-minutes prior to kickoff with Virginia Tech Gameday and continues 90-minutes following the game with the Kroger Point After.

ISP SPORTS TELEVISION

☞Highlights of Tech's games, post-game interviews and other features can be seen on Virginia Tech Sports Today, Tech's weekly television magazine show presented by ISP Sports.

The show, featuring Tech coach Frank Beamer with host Bill Roth, can be seen every Sunday on a network of stations throughout the Commonwealth: Washington D.C. (Newschannel 8, Sunday, 10 a.m.), Norfolk (WAVY-TV, Sunday, 10 a.m.), Richmond (WRIC-TV, Sunday, 1 p.m.), Roanoke (WSLS-TV, Sunday 10 a.m.), Harrisonburg (WHSV-TV, Sunday, 11:35 a.m.), Bristol-Johnson City (WCYB, Sunday, 9:30 a.m.). The show is also shown on Comcast SportsNet every Tuesday afternoon at 2:30.

Game 1

Virginia Tech Goes To The Air In 49-28 Win Over UCF

Aug. 31, 2003 • Lane Stadium/Worsham Field • Attendance 65,115

BLACKSBURG, Va. — A record crowd looked on as Virginia Tech piled up over 500 yards of offense and a school-record 36 first downs on the way to a 49-28 victory against UCF.

Tech quarterbacks Bryan Randall and Marcus Vick combined for 380 yards passing and four TD passes as the Hokies compiled 532 total yards. Together they completed 29 of 38 passes, with Randall going 22-for-28.

The Hokies scored on their first four possessions to build a 28-0 lead, but UCF fought back to within seven points early in the fourth quarter. Tech countered with a touchdown pass by Randall and an interception return for a TD by defensive tackle Jason Lallis during a 39-second span to secure the victory.

UCF	0	14	0	14	—	28
Virginia Tech	14	14	0	21	—	49

- VT (9:53 re 1st) — Jones 1 run (Warley kick)
- VT (4:29 re 1st) — Johnson 21 pass from Randall (Warley kick)
- VT (13:15 re 2nd) — Hamilton 7 pass from Randall (Warley kick)
- VT (8:52 re 2nd) — Jones 18 run (Warley kick)
- UCF (6:43 re 2nd) — Capers 11 pass from Schneider (Prater kick)
- UCF (1:25 re 2nd) — Hayes 16 run (Prater kick)
- UCF (14:50 re 4th) — Capers 7 pass from Schneider (Prater kick)
- VT (12:11 re 4th) — Hall 29 pass from Randall (Warley kick)
- VT (11:32 re 4th) — Lallis 45 interception return (Warley kick)
- VT (4:39 re 4th) — Clowney 27 pass from Vick (Warley kick)
- UCF (0:29 re 4th) — Johnson 11 pass from Schneider (Prater kick)

Team Stats	UCF	VT
First downs	16	36
Rushes-yds.	19-76	43-152
Passing yds.	259	380
Return yds.	6	47
Passes	24-36-1	29-38-0
Punts-avg.	6-56	2-40
Fumbles-lost	3-1	1-1
Penalties-yds.	5-42	5-46
Time of poss.	23:53	36:07
Sacks by	0-0	3-19

Individual Leaders

Rushing — UCF, Haynes 10-81, Capers 1-4, Wilcox 2-3, Brown 1-3, Schneider 5-(-15); VT, Jones 22-83, Humes 9-45, Randall 6-18, Imoh 4-10, Team 1-(-1), Hall 1-(-3).

Passing — UCF, Schneider 23-35-1-203, Marshall 1-1-0-56; VT, Randall 22-28-0-278, Vick 7-10-0-102.

Receiving — UCF, Capers 9-76, Peterson 5-26, Haynes 3-27, Johnson 6-67, Marshall 2-40, Walker 1-22, Brown 1-2, Wilcox 1-(-1); VT, Wilford 9-96, Hamilton 4-55, Johnson 4-48, Hall 2-41, Clowney 2-37, Willis 2-26, Easlick 2-20, King 1-23, Shreve 1-15, Clifton 1-11, Jones 1-8.

RANDALL HONORED

☛Quarterback **Bryan Randall** (Williamsburg, Va.) was named the BIG EAST Offensive Player of the Week for his performance in the UCF game. Randall completed 22 of 28 passes in the game for 278 yards and three touchdowns. He also added 18 yards on the ground. The junior signal-caller directed Tech on scoring drives of 80, 62 and 76 yards in his first three series. He also directed a key 67-yard drive in the final quarter.

A CLOSER LOOK

☛Virginia Tech set a school record with 36 first downs during the UCF game. The previous record was 34 against Akron in 1991.

☛All four Tech touchdown passes in the UCF game went to receivers who had never had TD catches for the Hokies. Juniors **Richard Johnson** (Baltimore, Md.) and **DeAngelo Hall** (Chesapeake, Va.), sophomore **Justin Hamilton** (Clintwood, Va.) and true freshman **David Clowney** (Delray Beach, Fla.) posted their first collegiate TD catches.

☛The sellout crowd of 65,115 was the largest in Lane Stadium history and marked the largest crowd to see a football game in the commonwealth of Virginia. The previous high was 65,097 for last year's Virginia game in Blacksburg.

☛Free safety **Jimmy Williams** (So.; Hampton, Va.), offensive guard **Will Montgomery** (r-So.; Clifton, Va.) and defensive end **Darryl Tapp** (So.; Chesapeake, Va.) made their first collegiate starts against UCF.

☛Defensive tackle **Jason Lallis** (r-Jr.; Mitchellville, Md.) intercepted a pass and returned it 45 yards for a touchdown against UCF. Lallis had a 59-yard fumble return for a TD in last year's season opener.

Game 2

Hokies Blank JMU To Post 600th All-Time Victory

Sept. 6, 2003 • Lane Stadium/Worsham Field • Attendance 65,115

BLACKSBURG, Va. — Virginia Tech picked up its 600th all-time football victory with a 43-0 shutout against James Madison University at Lane Stadium/Worsham Field.

The Tech offense piled up 487 total yards during the game, including 303 yards rushing. Tailback Cedric Humes ran for three touchdowns after starter Kevin Jones was knocked out of the game by an injury. Quarterback Bryan Randall added a 47-yard TD run and 153 yards passing.

Defensively, the Hokies forced three turnovers and limited the Dukes to just 143 yards overall. JMU finished with only 18 yards rushing in the game and converted on just five of 13 third-down plays. Defensive end Cols Colas and rover Michael Crawford both contributed quarterback sacks for the Hokies.

Tech junior DeAngelo Hall set up a touchdown with an interception and two field goals with punt returns of 49 and 47 yards.

JMU	0	0	0	0	—	0
Virginia Tech	7	13	16	7	—	43

- VT (10:35 re 1st) — Randall 47 run (Warley kick)
- VT (9:30 re 2nd) — FG Warley 43
- VT (8:02 re 2nd) — FG Warley 23
- VT (1:49 re 2nd) — Humes 11 run (Warley kick)
- VT (8:58 re 3rd) — Humes 1 run (kick blocked)
- VT (6:57 re 3rd) — Humes 10 run (Warley kick)
- VT (1:48 re 3rd) — FG Warley 26
- VT (1:09 re 4th) — Candelas 3 run (Warley kick)

Team Stats	JMU	VT
First downs	8	25
Rushes-yds.	36-18	53-303
Passing yds.	125	184
Return yds.	0	111
Passes	8-16-1	14-22-0
Punts-avg.	6-45	1-38
Fumbles-lost	4-2	2-2
Penalties-yds.	6-31	8-60
Time of poss.	27:19	32:41
Sacks by	0-0	2-15

Individual Leaders

Rushing — JMU, Banks 21-53, Binns 6-8, Iorio 1-(-1), Hines 5-(-4), LeZotte 2-(-15), Team 1-(-23); VT, Humes 15-75, Imoh 11-60, Jones 12-57, Randall 4-55, Candelas 9-49, Easlick 1-8, Clifton 1-(-1).

Passing — JMU, LeZotte 6-11-1-68, Cooke 2-5-0-57; VT, Randall 13-20-0-153, Clifton 0-1-0-0, Goff 1-1-0-31.

Receiving — JMU, Harrison 3-44, Boxley 2-52, Hinds 1-18, Harris 1-6, Banks 1-5; VT, Wilford 4-58, Hamilton 4-56, King 1-31, Jones 1-10, Clowney 1-9, Hall 1-9, Willis 1-8, Imoh 1-3.

A CLOSER LOOK

☛ Virginia Tech quarterback **Bryan Randall's** 47-yard touchdown run in the first quarter of the JMU game was the longest rush of his Tech career. Randall (Williamsburg, Va.) had a 34-yard run against West Virginia during the 2002 season.

☛ Redshirt sophomore tailback **Cedric Humes** (Virginia Beach, Va.) scored his first collegiate touchdown on an 11-yard, second quarter run against JMU. Humes picked up his second and third career TDs in the third quarter of the game on runs of 1 and 10 yards, respectively.

☛ **Aaron Rouse** (Virginia Beach, Va.) made his first Tech start in the game against JMU. Rouse, a redshirt freshman whip linebacker, saw action on 39 defensive plays and graded tops on the unit. He contributed 10 tackles, forced a fumble on defense and added another tackle on special teams.

☛ Kicker **Carter Warley** (r-Sr.; Richmond, Va.) made all three of his field goal attempts against JMU. It marked Tech's first game with three successful field goals since the 2000 season when Warley booted three at UCF. Warley scored a total of 13 points against the Dukes, moving him into fourth place on the Hokies' all-time scoring list with 237 points.

☛ Tech's offensive line posted 18 knockdown blocks against JMU, including four each from guard **Will Montgomery** (r-So.; Clifton, Va.) and tackle **Jon Dunn** (r-Jr.; Virginia Beach, Va.). Montgomery graded out a team-best 94 percent for the game.

☛ **Lance Goff** (Wytheville, Va.) played nine snaps at quarterback in the JMU game. The redshirt junior walk-on attempted his first varsity pass during the contest, completing it for a 31-yard gain.

Game 3

Tech Rides Out The Storm For 35-19 Win Over Aggies

Sept. 18, 2003 • Lane Stadium/Worsham Field • Attendance 65,115

BLACKSBURG, Va. — Virginia Tech held off Texas A&M and Hurricane Isabel for a 35-19 Thursday night victory on ESPN at Lane Stadium/Worsham Field. More than 60,000 fans braved the wet, windy weather to watch Tech pull away in the fourth quarter.

Tech was clinging to a 21-19 lead when Kevin Jones and Bryan Randall sparked an 80-yard touchdown drive midway through the fourth quarter. Jones rushed for 42 yards on the drive, and Randall made two key runs, including a 12-yard keeper for the TD. A fumble on the ensuing kickoff gave Tech a chance to put the game away. Jones did the honors with an 11-yard TD run after Randall completed an 11-yard pass to Ernest Wilford on a fourth-and-two play. Jones finished with 188 yards on the ground and three touchdowns.

Michael Crawford led a Tech defense that gave up just 56 yards in the second half of play. He led the Hokies with 18 total tackles.

Texas A&M	3	9	0	7	—	19
Virginia Tech	7	7	7	14	—	35

- VT (10:54 re 1st) — Jones 1 run (Warley kick)
- A&M (3:23 re 1st) — FG Pegram 22
- VT (13:03 re 2nd) — King 10 pass from Randall (Warley kick)
- A&M (7:55 re 2nd) — FG Pegram 20
- A&M (1:15 re 2nd) — C. Lewis 2 run (pass failed)
- VT (12:53 re 3rd) — Jones 2 run (Warley kick)
- A&M (14:24 re 4th) — Van Zant 15 pass from McNeal (Pegram kick)
- VT (8:20 re 4th) — Randall 12 run (Warley kick)
- VT (5:33 re 4th) — Jones 11 run (Warley kick)

Team Stats	A&M	VT
First downs	16	22
Rushes-yds.	39-102	47-273
Passing yds.	170	63
Return yds.	25	5
Passes	14-26-1	9-13-1
Punts-avg.	4-27	3-36
Fumbles-lost	1-1	3-1
Penalties-yds.	9-71	6-64
Time of poss.	30:43	29:17
Sacks by	0-0	3-38

Individual Leaders

Rushing — A&M, McNeal 12-47, C. Lewis 11-31, Joseph 5-22, Scates 1-15, Farmer 8-8, Long 2-(-21); VT, Jones 30-188, Randall 9-59, Humes 6-33, Easlick 1-2, Vick 1-(-9).

Passing — A&M, McNeal 11-21-1-133, Long 3-4-0-37; VT, Randall 9-13-1-108.

Receiving — A&M, Van Zant 7-102, Murphy 4-48, Riley 1-13, Carter 1-9, Farmer 1-(-2); VT, Johnson 3-13, Easlick 2-18, Wilford 1-11, King 1-10, Jones 1-6, Shreve 1-5.

A CLOSER LOOK

☛ Junior tailback **Kevin Jones** (Chester, Pa.) rushed for a career-high 188 yards on 30 carries during the Texas A&M game. Jones' previous high for rushing was 181 yards against Virginia during his freshman season in 2001.

☛ Starting rover back **Michael Crawford** (r-Sr.; Baltimore, Md.) was all over the field against the Aggies. Crawford was in on 18 total tackles, including 11 solo tackles. Four of Crawford's tackles came behind the line of scrimmage for losses of six yards. He also broke up a Texas A&M pass. Crawford was named the BIG EAST Conference Defensive Player of the Week for his performance.

☛ Texas A&M became the first team to score in the first quarter against Tech during the 2003 season. The Aggies got a 22-yard field goal from Todd Pegram in the opening quarter of play.

☛ Senior cornerback **Garnell Wilds** (Tampa, Fla.) picked up his ninth career pass interception during the A&M game. Wilds is joined at nine picks on the Tech interception list by three other players, including Tech head coach Frank Beamer.

☛ After allowing Texas A&M 216 yards of total offense during the first half of play, Virginia Tech's defense held the Aggies to just 56 total yards during the final two quarters of the game. After pulling within two points on a touchdown at the 14:24 mark of the fourth quarter, Texas A&M managed just nine offensive plays and minus-one yard offense the rest of the game.

☛ Texas A&M's 98-yard touchdown drive was the longest against Tech since a 98-yard TD drive by Boston College in the final regular-season game of the 1999 season.

Game 4

Hokies Use BeamerBall To Hand UConn 47-13 Defeat

Sept. 27, 2003 • Lane Stadium/Worsham Field • Attendance 65,115

BLACKSBURG, Va. — Virginia Tech scored on offense, defense and special teams to pick up its fourth straight home win with a 47-13 decision against the University of Connecticut.

Tech's offense only controlled the football for a little more than 18 minutes during the game, but made the most of its time, averaging 7.8 yards per play. The Hokies' defense and special teams also chipped in to offset the Huskies' sizeable advantage in time of possession. The defense contributed an interception return for a touchdown, while the special teams supplied touchdowns on a kickoff return and a blocked kick.

Tailbacks Kevin Jones and Cedric Humes combined for 179 yards and a pair of touchdowns as Tech piled up 245 yards on the ground.

UConn	0	0	7	6	—	13
Virginia Tech	10	17	13	7	—	47

- VT (8:29 re 1st) — FG Warley 38
- VT (6:52 re 1st) — Wilford 28 pass from Randall (Warley kick)
- VT (9:09 re 2nd) — Green 84 interception return (Warley kick)
- VT (3:10 re 2nd) — Jones 23 run (Warley kick)
- VT (0:38 re 2nd) — FG Warley 35
- VT (14:49 re 3rd) — Imoh 91 kickoff return (Warley kick)
- VT (10:28 re 3rd) — Clifton 16 blocked punt return (kick failed)
- UConn (0:06 re 3rd) — Cutaia 6 pass from Orlovsky (Vicidomino kick)
- UConn (7:20 re 4th) — Henry 27 pass from Orlovsky (kick failed)
- VT (6:44 re 4th) — Humes 58 run (Pace kick)

Team Stats	UConn	VT
First downs	19	16
Rushes-yds.	44-127	28-245
Passing yds.	316	123
Return yds.	16	174
Passes	25-40-1	10-19-0
Punts-avg.	9-39	6-45
Fumbles-lost	0-0	1-0
Penalties-yds.	8-50	3-33
Time of poss.	41:24	18:36
Sacks by	1-1	0-0

Individual Leaders

Rushing — UConn, Brockington 16-53, Lawrence 18-48, Anderson 4-26, Caudley 2-6, Orlovsky 4-(-6); VT, Jones 12-105, Humes 5-74, Randall 4-47, Candelas 1-13, Vick 2-6, Imoh 2-5, Johnson 1-(-2), Team 1-(-3).

Passing — UConn, Orlovsky 25-40-1-316; VT, Randall 6-14-0-64, Vick 4-5-0-59.

Receiving — UConn, Feldeisen 7-90, Wilson 3-40, Williams 3-27, Cutaia 2-53, McClowry 2-40, Henry 2-40, Murray 2-18, Anderson 2-5, Young 1-2, Lawrence 1-1; VT, Wilford 4-59, Shreve 2-20, Humes 1-14, Clowney 1-14, Canter 1-13, Clifton 1-3.

A CLOSER LOOK

☛Virginia Tech scored points in seven different ways during its win over UConn. The Hokies scored on two field goals, two touchdown runs, a touchdown pass, a pass interception, a kickoff return, a blocked punt and five extra point kicks. The last time Tech scored points seven different ways in a game was during a 62-0 win over Syracuse in 1999.

☛Junior tailback **Kevin Jones** (Chester, Pa.) rushed for 105 yards during the UConn game. It marked Jones' eighth 100-yard game overall and his fifth in seven regular-season starts.

☛Tech's offense had the football for just 18:36 during the game. That ranks as the Hokies' lowest time of possession since the statistic became a part of NCAA forms in 1982. The previous recorded low for a Tech team was 20:01 in a 1994 loss to Virginia.

☛Tech's 47 offensive plays against the Huskies represented the third-lowest total for the Hokies during the past 27 seasons. Tech had 40 offensive plays in a 1998 loss at Syracuse and 46 offensive plays in a 2002 home win against LSU.

☛When sophomore **Mike Imoh** (Fairfax, Va.) returned the second half kickoff 91 yards for a touchdown, it marked Tech's first kickoff return for a TD since 1992. Tony Kennedy had a 91-yard return for a touchdown at Louisville that season.

☛Redshirt sophomore tailback **Cedric Humes** (Virginia Beach, Va.) averaged 14.8 yards per carry during the UConn game. Humes turned in the longest run of his Tech career when he sprinted 58 yards for a touchdown in the fourth quarter. He had 74 yards on five carries.

Game 5

Randall Guides Hokies To BIG EAST Win at Rutgers

Oct. 4, 2003 • Rutgers Stadium • Attendance 28,956

PISCATAWAY, N.J. — Quarterback Bryan Randall passed for four touchdowns as Virginia Tech won its BIG EAST Conference opener 48-22 at Rutgers.

The Scarlet Knight's took advantage of a Tech fumble to score first, but the Hokies quickly took control by scoring 41 unanswered points. Three Randall touchdown passes during the first 17 minutes of play got the Tech offense rolling. The Hokies piled up a total of 473 yards of offense, including 287 through the air. Randall was 16-for-22 passing for 250 yards.

Junior tailback Kevin Jones posted his third-straight 100-yard rushing game with 118 yards on 26 carries. Jones and fellow tailback Cedric Humes both contributed touchdowns.

The Tech defense intercepted four passes, one of which was returned 55 yards for a touchdown by sophomore safety Jimmy Williams.

Virginia Tech	21	13	7	7	—	48
Rutgers	7	0	0	15	—	22

- RU (12:48 re 1st) — Tucker 17 pass from Hart (Musiek kick)
- VT (10:19 re 1st) — Shreve 28 pass from Randall (Warley kick)
- VT (8:04 re 1st) — Shreve 45 pass from Randall (Warley kick)
- VT (3:41 re 1st) — Jones 5 run (Warley kick)
- VT (13:50 re 2nd) — Imoh 10 pass from Randall (Warley kick)
- VT (0:16 re 2nd) — Williams 55 interception return (kick blocked)
- VT (9:21 re 3rd) — Imoh 10 pass from Randall (Warley kick)
- RU (12:57 re 4th) — Hairston 21 run (Musiek kick)
- RU (12:39 re 4th) — Johnson 47 interception return (Leonard pass fr Hart)
- VT (3:50 re 4th) — Humes 35 run (Warley kick)

Team Stats	VT	RU
First downs	23	15
Rushes-yds.	42-186	31-129
Passing yds.	287	182
Return yds.	78	63
Passes	18-28-3	16-33-4
Punts-avg.	4-41	7-34
Fumbles-lost	1-1	1-0
Penalties-yds.	8-83	9-65
Time of poss.	32:52	27:08
Sacks by	2-15	3-19

Individual Leaders

Rushing — VT, Jones 26-118, Humes 6-45, Randall 6-24, Candelas 2-5, Vick 2(-4); RU, Leonard 12-76, Hairston 15-57, Pittman 1-3, Hart 3(-7).

Passing — VT, Randall 16-22-1-250, Vick 2-6-2-37; RU, Hart 16-33-4-182.

Receiving — VT, Shreve 4-93, Wilford 4-66, Imoh 3-29, Hamilton 3-28, Hall 2-23, Willis 1-32, Mazzetta 1-16; RU, Tucker 4-40, Leonard 4-30, Moses 3-41, Andre 2-55, Facyson 2-8, Daniels 1-8.

A CLOSER LOOK

☛In each of its last three visits to Rutgers, Virginia Tech has had a different quarterback pass for four touchdowns. Junior **Bryan Randall** (Williamsburg, Va.) became the most recent Tech signal-caller to accomplish the feat with four TD passes in the Hokies' 48-22 victory. Michael Vick had four touchdown passes during Tech's 1999 visit to RU, while Grant Noel passed for four TDs when the Hokies visited in 2001.

☛Rutgers' touchdown with 12:48 left in the first quarter was the first TD allowed by Tech in the opening quarter this season. When RU took a 7-0 lead, the Scarlet Knights became the first team to lead the Hokies in 2003.

☛Both **Chris Shreve** (Mouth of Wilson, Va.) and **Mike Imoh** (Fairfax, Va.) caught two touchdown passes in the Rutgers game. The touchdowns were the first for Shreve, who was making his first career start. The last time Tech had two players with two TD catches each in a game was a 1999 contest at Rutgers when André Davis and Ricky Hall accomplished the feat.

☛Sophomore **Jimmy Williams** (Hampton, Va.) posted his first collegiate touchdown with a 55-yard interception return.

☛Defensive tackle **Jonathan Lewis** (Richmond, Va.) recorded his first collegiate interception in the Rutgers game. He became the sixth different tackle to intercept a pass for Tech during Coach Frank Beamer's tenure as head coach.

☛**Jeff King** (Pulaski, Va.) blocked a Rutgers' field goal in the third quarter. It was the second career block for King, who blocked a field goal at Western Michigan last year.

2003 Virginia Tech Depth Chart

vs. West Virginia (10/22/03)

Offense (Multiple)

SE	19	Ernest Wilford (6-4, 220, r-Sr.)
	16	Chris Clifton (6-4, 195, r-So.)
LT	52	Jimmy Martin (6-5, 291, So.)
	61	Reggie Butler (6-6, 345, So.)
LG	66	Will Montgomery (6-3, 298, r-So.)
	77	Brandon Gore (6-5, 332, r-Fr.)
C	64	Jake Grove (6-3, 300, r-Sr.)
	68	Robert Ramsey (6-3, 307, r-Jr.)
RG	60	Jacob Gibson (6-4, 299, r-Sr.)
	76	James Miller (6-6, 300, Jr.)
RT	79	Jon Dunn (6-7, 343, r-Jr.)
	58	Chris Pannell (6-3, 279, r-So.)
TE	86	Keith Willis (6-5, 261, r-Sr.)
	90	Jeff King (6-5, 256, r-So.)
QB	3	Bryan Randall (6-1, 221, Jr.)
	5	Marcus Vick (6-0, 208, r-Fr.)
TB	25	Kevin Jones (6-0, 221, Jr.)
	32	Cedric Humes (6-1, 232, r-So.)
FB	43	Doug Easlick (5-11, 238, r-Sr.)
	90	Jeff King (6-5, 256, r-So.)
FL	27	Justin Hamilton (6-3, 217, r-So.)
	4	DeAngelo Hall (5-11, 195, Jr.)

Defense (4-3)

DE	83	Nathaniel Adibi (6-3, 263, r-Sr.)
	55	Darryl Tapp (6-1, 257, So.)
DT	70	Kevin Lewis (6-1, 292, r-Jr.)
	71	Tim Sandidge (6-1, 307, r-So.)
DT	56	Jonathan Lewis (6-1, 299, So.)
	91	Jason Lallis (6-0, 264, r-Jr.)
DE	99	Cols Colas (6-0, 241, r-Sr.)
	96	Noland Burchette (6-2, 253, r-Fr.)
ILB	6	Vegas Robinson (6-0, 250, r-Sr.)
	40	Blake Warren (6-3, 239, r-So.)
ILB	45	Mikal Baaqee (5-11, 240, r-Jr.)
	41	Jordan Trott (6-4, 247, r-So.)
OLB	48	Brandon Manning (6-0, 214, r-Jr.)
	36	Aaron Rouse (6-3, 207, r-Fr.)
BC	4	DeAngelo Hall (5-11, 195, Jr.)
	8	Vincent Fuller (6-1, 191, r-Jr.)
ROV	21	Michael Crawford (5-11, 202, r-Sr.)
	22	James Griffin (6-1, 191, Jr.)
FS	2	Jimmy Williams (6-3, 217, So.)
	31	Mike Daniels (6-0, 209, r-Jr.)
FC	17	Garnell Wilds (6-0, 200, r-Sr.)
	1	Eric Green (5-11, 189, r-Jr.)

Special Teams

P	38	Vinnie Burns (5-11, 199, r-Jr.)
	89	Robert Peaslee (6-0, 202, r-Sr.)
FG/PAT	49	Carter Warley (5-11, 195, r-Sr.)
	46	Brandon Pace (5-10, 191, r-Fr.)
Punt Snap	62	Travis Conway (6-4, 256, r-Jr.)
	53	Nick Leeson (6-1, 237, r-Fr.)
FG/PAT Snap	64	Jake Grove (6-3, 300, r-Sr.) OR
	53	Nick Leeson (6-1, 237, r-Fr.)
FG/PAT Hold	89	Robert Peaslee (6-0, 202, r-Sr.)
KO	46	Brandon Pace (5-10, 191, r-Fr.) OR
	49	Carter Warley (5-11, 195, r-Sr.)
KR	20	Mike Imoh (5-7, 194, So.) AND
	32	Cedric Humes (6-1, 232, r-So.)
PR	4	DeAngelo Hall (5-11, 195, Jr.)
	20	Mike Imoh (5-7, 194, So.)

Virginia Tech Offensive Two-Deep vs. West Virginia, Oct. 22, 2003

First Team

SE 19 Ernest Wilford (6-4, 220, r-Sr.)

Caught a career-high 9 passes for 96 yards vs. UCF ... Second-team All-BIG EAST in '02 ... Has 24 catches for 317 yards in '03

LT 52 Jimmy Martin (6-5, 291, So.)

Started all 6 games ... Played 70 plays against Rutgers, grading out at 94% ... Graded out at 88% against Syracuse & TAMU

LG 66 Will Montgomery (6-3, 298, r-So.)

Started 3 games ... Played 81 snaps, grading out at 90% vs. UCF ... Graded out at 94% with 2 knockdowns vs. SU

C 64 Jake Grove (6-3, 300, r-Sr.)

Started all 6 games ... Has 19 knockdowns ... Had 3 knockdowns and a 96% grade-out vs. Syracuse ... Graded out at 94% against UConn, with 3 knockdowns ... Fourth-team All-American in '02

RG 60 Jacob Gibson (6-4, 299, r-Sr.)

Started all 6 games ... Played 60 snaps against UCF, grading out at 85% ... Graded out at 90% against Syracuse w/2 knockdowns

RT 79 Jon Dunn (6-7, 343, r-Jr.)

Started last 5 games ... Graded out at 80% with a team-high 4 knockdowns against JMU ... Graded out at 88% vs. Syracuse

TE 86 Keith Willis (6-5, 261, r-Sr.)

Caught 3 passes for 34 yards vs. UCF ... Had a 32-yard catch vs. Rutgers ... Had an 87-yard catch at SU last year, a VT TE record

QB 3 Bryan Randall (6-1, 221, Jr.)

Threw for 278 yards and 3 TDs on 22-of-28 passing vs. UCF ... Threw for 250 yards and 4 TDs at Rutgers ... Has thrown for 896 yards & 9 TDs this year ... Rushed for 296 yards & 2 TDs ... A preseason Davey O'Brien Award candidate

FB 43 Doug Easlick (5-11, 238, r-Sr.)

Has 7 catches for 80 yards ... Caught 3 passes for 42 yds. vs. SU ... Had 2 catches for 20 yds. vs. UCF ... Squatted 640 pounds

TB 25 Kevin Jones (6-0, 221, Jr.)

Rushed for a career-high 188 yards and 3 scores against Texas A&M ... Ran for 131 yards and 2 TDs vs. Syracuse ... Has 682 yards and 9 TDs rushing ... Rushed for 100+ yards in 4 straight games ... A preseason Doak Walker Award candidate

FL 27 Justin Hamilton (6-3, 217, r-So.)

Caught his first-career TD vs. UCF ... Has 12 catches for 144 yards ... Caught 4 passes for 56 yards vs. JMU ... Had 5 receptions for 28 yards despite playing on a sprained ankle at RU

PK 49 Carter Warley (5-11, 195, r-Sr.)

Tech's all-time leader in PATs ... Made 3 FGs against both JMU and SU ... Is 32-for-35 on PATs and 8-for-10 on FGs in 2003

Second Team

SE 16 Chris Clifton (6--4, 195, r-So.)

Returned a blocked punt for a TD vs. UConn ... Has 2 catches for 14 yards this year ... Also is the No. 3 quarterback if needed

LT 61 Reggie Butler (6-6, 345, So.)

Played 12 snaps against UCF and 21 snaps vs. JMU ... A big, physical presence on the line ... Recorded a 570-lb. squat

LG 77 Brandon Gore (6-5, 332, r-Fr.)

Saw brief action on offense against UCF & Connecticut ... Played 21 snaps on offense against James Madison

C 68 Robert Ramsey (6-3, 307, r-Jr.)

Played 12 snaps vs. UCF & UConn ... Saw action on 23 snaps vs. JMU, grading out at 83% ... Played 16 snaps vs. Syracuse

RG 76 James Miller (6-6, 300, Jr.)

Started 5 games ... Played 81 snaps, grading out at 83% vs. UCF ... Returned to start vs. Syracuse, playing 28 snaps

RT 58 Chris Pannell (6-3, 279, r-So.)

Played 19 snaps vs. UCF, grading out at 95% ... Played 28 snaps vs. JMU and 2 vs. TAMU ... Played in 3 games in '03 on D

TE 90 Jeff King (6-5, 256, r-So.)

Caught a 10-yard TD pass vs. Texas A&M ... Caught 1 pass for 23 yards vs. UCF ... Caught a 31-yard pass vs. James Madison

QB 5 Marcus Vick (6-0, 208, r-Fr.)

Played in 5 games ... Led two drives vs. UCF, both leading to TDs ... Completed 10-of-12 passes for 102 yards in that game ... Has thrown for 212 yards & a TD this season

FB 90 Jeff King (6-5, 256, r-So.)

Will be used as an H-back in the Hokies' offense ... Spent the spring at the fullback spot ... Will still play tight end mostly

TB 32 Cedric Humes (6-1, 232, r-So.)

Scored on a 35-yard run vs. Rutgers ... Filled in for Jones vs. JMU, rushing 15 times for 75 yards and 3 TDs ... Scored on a 58-yard run vs. UConn ... Has 324 yards & 5 TDs this season

FL 4 DeAngelo Hall (5-11, 195, Jr.)

Is averaging 8.3 snaps per game on offense ... Has 5 receptions for 73 yards and a touchdown ... Also has two rushes for 21 yards and a score ... Is averaging 16.6 yards per punt return with two touchdowns ... Also is the starter at corner

PK 46 Brandon Pace (5-10, 191, r-Fr.)

Pushed Warley all preseason for the job ... Won the kickoff duties ... Had two touchbacks vs. UCF ... Can be used if needed at PK

Virginia Tech Defensive Two-Deep vs. West Virginia, Oct. 22, 2003

First Team

DE 83 Nathaniel Adibi (6-3, 263, r-Sr.)

Had 3 tackles, a sack, a FR, QBH & a PBU vs. UCF ... Had 5 stops, a TFL and a PBU against JMU ... Had 4 QB hurries vs. RU

DT 70 Kevin Lewis (6-1, 292, r-Jr.)

Had 4 tackles & a sack vs. RU ... Had 5 stops, a TFL and a QB hurry against Texas A&M ... Preseason Lombardi Candidate

DT 56 Jonathan Lewis (6-1, 299, So.)

Had 5 stops, 2 QBH and an INT vs. Rutgers ... Had 9 stops and a QB hurry vs. TAMU ... Had 7 stops, including a TFL vs. Syracuse

DE 99 Cols Colas (6-0, 241, r-Sr.)

Had 3 tackles, a sack & a FF vs. SU ... Had a sack and a FF vs. UCF ... Had 5 tackles, a sack & a TFL vs. JMU ... Preseason Lombardi and Hendricks Award candidate ... Had 9 sacks in '02

LB 48 Brandon Manning (6-0, 214, r-Jr.)

Registered 10 tackles, including 1 for a loss at RU ... Had 8 tackles against UConn ... Had 8 tackles vs. UCF, including 3 TFL

LB 45 Mikal Baaqee (5-11, 240, r-Jr.)

Had 9 stops vs. UConn ... Had 8 tackles, 1 TFL and a QBH vs. Su ... Had 7 stops vs. Texas A&M ... Had 8 tackles vs. Rutgers

LB 6 Vegas Robinson (6-0, 250, r-Sr.)

Recorded 10 tackles, an INT & a QBH at Rutgers ... Had 6 stops, 2 QBH, a sack, a FF & a forced INT vs. UCF ... Had 6 tackles, 2 TFL & a QB hurry against Connecticut

FC 17 Garnell Wilds (6-0, 200, r-Sr.)

Had 6 tackles vs. UCF ... Had 7 solo tackles & an assist vs. JMU ... Had 6 stops and an interception against Texas A&M

FS 2 Jimmy Williams (6-3, 217, So.)

Had 4 tackles, 2 PBU and a fumble recovery vs. Syracuse ... Recorded 7 tackles & a 55-yd. INT return for a TD at Rutgers ... Had 12 tackles (7 solo) vs. TAMU ... Ran a 4.4 forty in the spring

ROV 21 Michael Crawford (5-11, 202, r-Sr.)

Leads team in tackles ... Had a career-high 18 tackles (11 solo), 4 TFL and a PBU vs. TAMU ... Had 9 tackles & 3 TFL vs. Syracuse ... Recorded 7 stops & a sack vs. JMU

BC 4 DeAngelo Hall (5-11, 195, Jr.)

Had 4 solo tackles & an assist vs. Rutgers ... Had 3 stops & an INT vs. JMU ... Second-team All-BIG EAST DB and return man ... A preseason Thorpe Award candidate ... Also returns punts (16.6 avg., 2 TDs) and plays offense (2 TDs)

P 38 Vinnie Burns (5-11, 199, r-Jr.)

Averaging 42.3 yards per punt on 20 kicks ... Has 7 downed inside the 20, 3 inside the 5 and 2 fair catches ... Second-team All-BIG EAST in 2002 ... Ray Guy Award nominee

Second Team

DE 55 Darryl Tapp (6-1, 257, So.)

Started 3 games ... Had 5 stops, 2 for loss, and 3 QBH vs. RU ... Had a sack vs. TAMU ... Had 6 stops, including a TFL vs. JMU ... Had 5 solo stops, a QBH & a forced fumble vs. Syracuse

DT 71 Tim Sandidge (6-1, 307, r-So.)

Had 4 stops vs. Texas A&M ... Had 4 tackles, including a TFL vs. JMU ... The winner of the Ironman Competition this summer

DT 91 Jason Lallis (6-0, 264, r-Jr.)

Came back from sprained MCL to play vs. SU ... Had 5 tackles ... Returned an INT 45 yards for a TD vs. UCF ... Had 3 tackles vs. JMU

DE 96 Noland Burchette (6-2, 253, r-Fr.)

Had 3 tackles against Texas A&M ... Had 6 solo tackles, 2 assists and a QB hurry vs. UConn ... Recorded a sack at Rutgers

LB 36 Aaron Rouse (6-3, 207, r-Fr.)

Made his first start vs. JMU ... Had 11 tackles & a forced fumble ... Had 3 solo tackles, including a TFL, and 4 assists vs. UConn ... Turned in a 400-pound squat ... Ran a 4.4 forty

LB 41 Jordan Trott (6-4, 247, r-So.)

Had 8 solo stops vs. UConn ... Had 3 tackles, including 1 TFL, vs. TAMU ... Had 5 tackles vs. Syracuse ... Led the team in special teams tackles in '02

LB 40 Blake Warren (6-3, 239, r-So.)

Had 4 solo stops & 4 assists against UConn ... Had 4 tackles, including 2 TFL vs. JMU ... Recorded five total tackles, a PBU & an interception at Rutgers

FC 1 Eric Green (5-11, 189, r-Jr.)

Returned an INT 84 yards for a TD vs. UConn ... Also had 5 tackles & 2 PBU ... Had 3 solo stops, including a TFL, and a PBU vs. UCF ... Has 5 career interceptions

FS 31 Mike Daniels (6-0, 209, r-Jr.)

Played 33 snaps on defense vs. UConn, recording 9 stops ... Recorded 3 tackles vs. JMU ... Had 4 stops vs. Syracuse

ROV 22 James Griffin (6-1, 191, Jr.)

Had 2 stops and a sack vs. TAMU ... Recorded 7 solo stops and 2 assisted tackles vs. UConn ... Had 2 stops and a PBU vs. JMU

BC 8 Vincent Fuller (6-1, 191, r-So.)

Had 5 stops vs. both UConn & RU ... Had 3 assisted tackles and broke up a pass vs. UCF ... Can also play free safety if needed

P 89 Robert Peaslee (6-0, 202, r-Sr.)

Is primarily used as the holder on the field goal and PAT teams ... Can hold from either the right or left side, depending on the kicker ... Last punted in 2000, averaging 35.3 yards per punt

THE LAST TIME ...

TEAM

Scored 90+ points 99, vs. Emory & Henry, 1919
 Scored 80-89 points 86, vs. Roanoke College, 1905
 Scored 70-79 points 77, vs. Akron, 1995
 Scored 60-69 points 63, vs. Arkansas State, 2002
 Scored 50-59 points 51, vs. Syracuse, 2003
 Scored 40-49 points 48, @ Rutgers, 2003
 Back-to-back 40+ games ... @ RU (48), vs. SU (51), 2003
 Rushed for 500+ yds 500, @ Pittsburgh, 1993
 Rushed for 400-499 yds 453, vs. Akron, 1995
 Rushed for 300-399 yds 337, vs. Syracuse, 2003
 Rushed for 200-299 yds 245, vs. UConn, 2003
 Passed for 500+ yds 504, @ Syracuse, 2002
 Passed for 400-499 yds 408, @ Wake Forest, 1972
 Passed for 300-399 yds 380, vs. UCF, 2003
 Passed for 200-299 yds 287, @ Rutgers, 2003
 Rushed/Passed for 200+ yards vs. UCF, 2001
 232 rush, 202 pass
 Had 600+ yards in total off 606, vs. UConn, 2001
 Had 500-599 yards in total off 532, vs. UCF, 2003
 Scored on first off play vs. Clemson, 2000
 J. Ferguson 23 TD pass from M. Vick (bowl)
 Won on final off play @ West Virginia, 1999
 S. Graham 44 FG
 Won in overtime @ Miami, 1998
 Recorded a safety vs. West Virginia, 2002
 Recorded two def. TDs vs. Arkansas State, 2002
 Zero punts in a game vs. William & Mary, 1984
 Zero sacks allowed in a game vs. Texas A&M, 2003
 Recorded a shutout vs. JMU, 2003
 Held opp. to 0- yds. rush -28, vs. Arkansas St., 1997
 Blocked two kicks in a game vs. LSU, 2002
 Scored special teams TD vs. Syracuse, 2003
 Scored def. & spec. teams TD vs. UConn, 2003

INDIVIDUAL

Rushed for 200+ yds 210, M. Vick, @ BC, 2000
 Rushed for 150-199 yds ... 188, K. Jones, vs. TAMU, 2003
 Two players rushed for 100 yards vs. Rutgers, 2002
 (L. Suggs, 197 yds. & K. Jones, 132 yds.)
 Three players rushed for 100 yards ... @ S. Carolina, 1974
 P. Rogers (120), R. Coles (111) & G. Heath (104)
 Had 40+ carries 42, C. Lawrence, vs. Mem. St., 1981
 Had 30-39 carries 30, K. Jones, vs. Texas A&M, 2003
 Had 20-29 carries 26, K. Jones, @ Rutgers, 2003
 Rushed for 6 TDs T. Francisco, vs. VMI, 1966
 Rushed for 5 TDs L. Suggs, @ UCF, 2000
 Rushed for 4 TDs L. Suggs, vs. Rutgers, 2000
 Rushed for 3 TDs K. Jones, vs. Texas A&M, 2003
 Rushed for 2 TDs K. Jones, vs. Syracuse, 2003

Passed for 500+ yds 504, B. Randall, @ Syr, 2002
 Passed for 300-499 yds ... 312, J. Druckenmiller, @ Pitt, 1995
 Passed for 200-299 yds 250, B. Randall, @ RU, 2003
 Passed for 5 TDs B. Randall, @ Syracuse, 2002
 Passed for 4 TDs B. Randall, @ Rutgers, 2003
 Passed for 3 TDs B. Randall, vs. UCF, 2003
 Passed for 2 TDs G. Noel, @ Temple, 2001
 Had 50+ pass atts. 50, W. Furrer, @ Oklahoma, 1991
 Had 40-49 pass atts. ... 42, J. Druckenmiller, vs. BC, 1995
 Had 30-39 pass atts. 35, B. Randall, @ Syracuse, 2002
 Had 20-29 pass atts. 22, B. Randall, @ Rutgers, 2003
 Had 30+ pass comp. ... 34, D. Strock, vs. Houston, 1972
 Had 20-29 pass comp. 22, B. Randall, vs. UCF, 2003
 QB rush/pass for 100 yds. ... B. Randall, @ Miami, 2002
 (132 rush, 165 pass)
 Had 10+ rec 13, N. Cullen, vs. So. Miss, 1990
 Had 250+ yards rec. .. 279, E. Wilford, @ Syracuse, 2002
 Had 200-249 yards rec. 213, R. Scales, @ Wake, 1972
 Had 100+ yards rec. 119, K. Willis, @ Syracuse, 2002
 Had 4 TD receptions 4, E. Wilford @ Syracuse, 2002
 Had 3 TD receptions A. Freeman, vs. Temple, 1993
 Had 2 TD receptions .. C. Shreve/M. Imoh, @ RU, 2003
 Intercepted 3 passes G. Wilds, @ Syracuse, 2002
 Intercepted 2 passes V. Fuller, vs. Temple, 2002
 Ret. a KO for TD M. Imoh, vs. UConn, 2003
 Ret. punt for TD D. Hall, vs. Syracuse, 2002
 Ret. an INT for TD J. Williams, @ Rutgers, 2003
 Ret. a fumble for TD A. Markogiannakis, @ WMU, 2002
 Ret. blocked punt for TD ... C. Clifton, vs. UConn, 2003
 Ret. blocked PAT for 2 pts ... J. Smith, @ Syracuse, 1998
 Blocked an extra point ... D. Pugh, vs. Pittsburgh, 2000
 Blocked a FG V. Fuller, vs. Syracuse, 2003
 Blocked a punt N. Adibi, vs. UConn, 2003
 Scored a def. and S.T. TD in a game D. Hall
 vs. Arkansas St, 2002 (49-yd. INT & 69-yd. PR)
 Returned two punts for TDs D. Hall
 vs. Syracuse, 2003 (58 & 60 yds.)
 2-point conversion @ Miami, 2002
 R. Johnson pass from Randall
 Made 6 FGs M. Thomas, vs. Vanderbilt, 1989
 Made 5 FGs C. Kinzer, vs. Vanderbilt, 1996
 Made 4 FGs S. Graham, vs. Virginia, 1998
 Made 3 FGs C. Warley, vs. Syracuse, 2003
 Kicked a 60+ FG ... 61, W. Lattimer, vs. Florida St., 1975
 Kicked a 50-59 FG ... 52, S. Graham, @ Pittsburgh, 1999
 Kicked a 40-49 FG 43, C. Warley, vs. JMU, 2003
 Kicked a 70+ punt 75, J. Kibble, @ Pittsburgh, 1997
 Kicked a 60-69 punt 62, V. Burns, vs. Syracuse, 2003
 Played Off./Def. in same game D. Hall (CB/WR)
 vs. Syracuse, 2003

2003 VIRGINIA TECH SCORING DRIVES

Qtr.	Opp.	Scoring Play	Plays-Yds.-TOP					
1	UCF	Jones 1 run (Warley)	11-80-5:07	1	RU	Shreve 45 pass from Randall (Warley)	2-53-0:50	
1	UCF	Johnson 21 pass from Randall (Warley)	9-62-3:52	1	RU	Jones 5 run (Warley)	6-63-2:45	
1	UCF	Hamilton 7 pass from Randall (Warley)	10-76-4:25	2	RU	Imoh 10 pass from Randall (Warley)	5-58-2:14	
2	UCF	Jones 18 run (Warley)	7-80-2:31	2	RU	Williams 55 INT return (Warley)	—	
2	UCF	Hall 29 pass from Randall (Warley)	7-67-2:39	3	RU	Imoh 10 pass from Randall (Warley)	12-79-5:35	
4	UCF	Lallis 45 INT return (Warley)	—	4	RU	Humes 35 run (Warley)	4-46-1:56	
4	UCF	Clowney 27 pass from Vick (Warley)	11-80-4:29	4	RU	Randall 75 run (Warley)	3-83-1:02	
1	JMU	Randall 47 run (Warley)	8-71-3:22	1	SU	Hall 58 punt return (Warley)	—	
2	JMU	Warley 43 FG	4-(-8)-1:16	1	SU	Hall 60 punt return (Warley)	—	
2	JMU	Warley 23 FG	4-8-1:22	2	SU	Warley 34 FG	5-13-3:00	
2	JMU	Humes 11 run (Warley)	9-73-2:55	2	SU	Warley 23 FG	10-41-4:03	
3	JMU	Humes 1 run (kick blocked)	12-90-5:01	3	SU	Jones 33 run (Warley)	5-87-2:39	
3	JMU	Humes 10 run	1-10-0:06	3	SU	Jones 25 run (Warley)	6-77-2:23	
3	JMU	Warley 26 FG	7-13-2:31	3	SU	Hall 24 run (Warley)	1-24-0:08	
4	JMU	Candelas 3 run (Warley)	9-75-4:27	4	SU	Warley 24 FG	9-46-4:07	
1	TAMU	Jones 1 run (Warley)	5-28-2:23	Totals				242-1,872-124:01
2	TAMU	King 10 pass from Randall (Warley)	10-70-5:20	Average Scoring Drive				6.4 plays-49.3 yds.
3	TAMU	Jones 2 run (Warley)	6-76-2:07	VIRGINIA TECH SCORING				
4	TAMU	Randall 12 run (Warley)	11-80-6:04	44 Scores (18 run, 10 pass, 8 FG, 3 Def., 4 S.T.)				
4	TAMU	Jones 11 run (Warley)	6-33-2:47	• 12 First Quarter Drives (5 run, 4 pass, 1 FG, 2 S.T.)				
1	UConn	Warley 38 FG	6-20-2:13	• 13 Second Quarter Drives (3 run, 3 pass, 5 FG, 2 Def.)				
1	UConn	Wilford 28 pass from Randall (Warley)	2-63-0:38	• 10 Third Quarter Drives (6 run, 1 pass, 1 FG, 2 S.T.)				
2	UConn	Green 84 INT return	—	• 6 Fourth Quarter Drives (5 run, 2 pass, 1 FG, 1 Def.)				
2	UConn	Jones 23 run (Warley)	2-42-0:42	• 0 Overtime Drives				
2	UConn	Warley 35 FG	6-22-1:01	Most plays in a scoring drive:				12 - twice
3	UConn	Imoh 91 kickoff return (Warley)	—	Longest scoring drive:				90 yards - vs. JMU (12-90-5:01)
3	UConn	Clifton 16 blocked punt return (Warley)	—	Longest TOP scoring drive:				6:04 - vs. TAMU (11-80-6:04)
4	UConn	Humes 58 run (Warley)	2-72-0:36	Average TOP on offensive scoring drives:				3:16
1	RU	Shreve 28 pass from Randall (Warley)	9-81-2:25					

HOKIES IN THE NCAA RANKS (top 30 only)

Individual Leaders		
Rushing		
	Yds. Per Game	
12.	Kevin Jones	113.67
Passing Efficiency		
	Rating Pts.	
11.	Bryan Randall	154.0
Punt Returns		
	Avg.	
7.	DeAngelo Hall	16.58
Scoring Offense		
	Pts. Per Game	
17t.	Kevin Jones	9.00

Team Leaders		
Rushing Yards		
	Yds. Per Game	
4.	Virginia Tech	249.33
Passing Efficiency		
	Rating Pts.	
13.	Virginia Tech	147.67
Total Offense		
	Avg.	
20.	Virginia Tech	447.67
Scoring Offense		
	Avg.	
3.	Virginia Tech	45.50
Punting		
	Net Yds.	
24.	Virginia Tech	38.55
Punt Return Yards		
	Avg.	
3.	Virginia Tech	17.24
Kickoff Return Yards		
	Avg.	
21.	Virginia Tech	24.64
Rushing Defense		
	Yards Per Game	
15.	Virginia Tech	88.8
Passing Defense		
	Yards Per Game	
28.	Virginia Tech	190.50
Total Defense		
	Avg.	
11.	Virginia Tech	279.33
Scoring Defense		
	Avg.	
12.	Virginia Tech	14.8
Interceptions		
	Total	
30t.	Virginia Tech	8

POINTS OFF TURNOVERS

VT	Total	UCF	JMU	TAMU	UConn	Rut	SU	WV	UM	Pitt	TU	BC	UVa
Opp. TOs	13	2	3	2	1	4	1						
Points	66	7	17	7	7	21	7						

Opponents

VT TOs	11	1	2	2	0	4	2						
Points	43	7	0	7	0	22	7						

2003 RED ZONE EFFICIENCY

	I 20		Scores	Pts.	Rush	Pass	TDs	FGs	---Failed to Score Inside 20---					Pct.
	MFGs	Downs							INT	FUM	Half/Game			
VT														
vs. UCF	4	3	21	21	2	1	3	0	1	0	0	0	0	75%
vs. JMU	7	7	36	36	4	0	4	3	0	0	0	0	0	100%
vs. TAMU	5	5	35	35	4	1	5	0	0	0	0	0	0	100%
vs. UConn	1	1	3	3	0	0	0	1	0	0	0	0	0	100%
at Rutgers	4	3	21	21	1	2	3	0	1	0	0	0	0	75%
vs. Syracuse	3	3	9	9	0	0	0	3	0	0	0	0	0	100%
at WVa														
vs. Miami														
at Pittsburgh														
at Temple														
vs. BC														
at Virginia														
Totals	24	22	125	125	11	4	15	7	2	0	0	0	0	92%
Opponents														
UCF	4	4	28	28	1	3	4	0	0	0	0	0	0	100%
JMU	1	0	0	0	0	0	0	0	1	0	0	0	0	0%
TAMU	4	4	19	19	1	1	2	2	0	0	0	0	0	100%
UConn	2	1	7	7	0	1	1	0	0	1	0	0	0	50%
Rutgers	2	1	7	7	0	1	1	0	1	0	0	0	0	50%
Syracuse	1	1	7	7	1	0	1	0	0	0	0	0	0	100%
WVa														
Miami														
Pittsburgh														
Temple														
BC														
Virginia														
Totals	14	11	68	68	3	6	9	0	2	1	0	0	0	79%

ON THE MOVE

Quarterback	Drives		Drives Ended By							Clock	Safety	Points Scored	Pts. Drive	Drive Efficiency
	Started	TD	FG	FGA	Punt	Downs	TO							
Randall	55	23	7	9	13	0	6	4	0	182	3.3	55%		
Vick	16	5	1	1	6	0	2	2	0	38	2.4	38%		
Clifton	3	0	0	0	1	0	1	1	0	0	0.0	0%		
Goff	1	1	0	0	0	0	0	0	0	7	7.0	100%		
VT Offense	75	29	8	10	20	0	9	7	0	227	3.0	49%		
Opp. Offense	80	11	2	6	44	2	12	5	0	81	1.0	16%		

KICKOFFS (20 yards added to average drive started total for touchbacks)

Player	No.	Ret.	FC	OB	TB	EZ+	O-S	Avg. Depth	Avg. Drive Start
Pace	42	23	3	0	9	5	1 (1-1)	8.5-yd. line (359)	20.6-yd. line (866)
Warley	9	7	0	1	1	0	0	2.1-yd. line (19)	20.4-yd. line (184)
Scudder	4	2	0	0	2	0	0	5.8-yd. line (23)	26.0-yd. line (104)

KICKOFF RETURNS (20 yards added to average drive started total for touchbacks)

Player	No.	Ret.	FC	OB	TB	O-S	Avg. Depth	Avg. Drive Start
Imoh/Humes	14	9	0	0	5	0	3.4-yd. line (47)	28.4-yd. line (398)
Other	4	0	2	0	0	2	39.6-yd. line (159)	39.6-yd. line (159)
Team	16	8	2	0	4	2	12.9-yd. line (206)	34.0-yd. line (544)

WHAT HAPPENS ON FIRST DOWN

Team	Plays	Yds.	Avg.	Rush	Yds.	Avg.	Pct.	Pass	Yds.	Avg.	Pct.
VT	158	1,194	7.6	111	746	6.7	70%	47	448	9.5	30%
Opp.	150	667	4.4	107	352	3.3	71%	43	315	7.3	29%

2003 HOKIE BIG PLAYS

<u>Times Gained 20+ Yards (on any down):</u>	VT	24	Opponents	12
<u>Negative Yardage Attempts on First Downs:</u>	VT	25	Opponents	25
<u>Own Penalty on First Down:</u>	VT	2	Opponents	7

PLAYS OF 20+ YARDS

Rushing (14)

John Candelas	20 run vs. JMU
DeAngelo Hall	24 run vs. SU*
Cedric Humes	58 run vs. UConn*
	35 run @ RU*
Kevin Jones	25 run vs. UCF
	27 run vs. TAMU
	21 run vs. TAMU
	23 run vs. UConn*
	23 run vs. UConn
	33 run vs. SU*
	25 run vs. SU
Bryan Randall	47 run vs. JMU*
	35 run vs. UConn
	75 run vs. SU*

Receiving (16)

David Clowney	27 yds. vs. UCF*
Cedric Humes	36 yds. vs. SU
DeAngelo Hall	29 yds. vs. UCF*
Justin Hamilton	22 yds. vs. UCF
Richard Johnson	21 yds. vs. UCF*
Jeff King	23 yds. vs. UCF
	31 yds. vs. JMU
Chris Shreve	28 yds. @ RU*
	45 yds. @ RU*
Ernest Wilford	21 yds. vs. UCF
	25 yds. vs. JMU
	22 yds. vs. JMU
	28 yds. vs. UConn*
	35 yds. @ RU
	22 yds. vs. SU
Keith Willis	32 yds. @ RU

Returns (13)

Eric Green	84 yds. (INT) vs. UConn*
DeAngelo Hall	49 yds. (PR) vs. JMU
	47 yds. (PR) vs. JMU
	27 yds. (PR) vs. UConn
	58 yds. (PR) vs. SU*
	60 yds. (PR) vs. SU*
Cedric Humes	33 yds. (KO) vs. UCF
	29 yds. (KO) vs. TAMU
	20 yds. (KO) @ RU
Jason Lallis	45 yds. (INT) vs. UCF*
Mike Imoh	29 yds. (KO) vs. JMU
	91 yds. (KO) vs. UConn*
Jimmy Williams	55 yds. (INT) @ RU*

* designates play resulted in a touchdown

FIELD POSITION

	Virginia Tech	Opponents
Drives Started	75	80
Cumulative Starting Yardlines	2,704	2,048
Average Starting Field Position	Own 36.1	Own 25.6
Times Started Inside 20	12	15
Drives Started in Plus Territory	18	7

KEEP UP WITH THE PROGRESS OF VIRGINIA TECH'S FOOTBALL AWARD CANDIDATES AT

allstars.hokiesports.com




Nathaniel Adibi
Defensive End

2003: 15 tackles ... Three TFL ... Two sacks ... Five PBU ... One FR ... Nine

QBH

Last Week: Had one solo tackle & a pass broken up

★ Hendricks & Lombardi Awards ★



Mikal Baaqee
Linebacker

2003: 25 solo tackles ... 18 assisted stops ... 43 total tackles ... One TFL ... One

QB hurry

Last Week: Six solo stops & two assists ... Had one TFL and one QB hurry

★ Butkus Award ★



Vinnie Burns
Punter

2003: Punted 20 times for an average of 42.3 yards ... Has seven downed inside the 20, three inside the five and two FCs

Last Week: Punted four times for an average of 46.8 yards ... Had two punts downed inside the 20 ... Long of 62 yards

★ Ray Guy Award ★



Cols Colas
Defensive End

2003: 12 solo stops ... 14 total tackles ... Four TFL ... Three sacks ... Two FF

... Six QBH

Last Week: Three solo stops ... One sack ... One QBH ... One FF

★ Hendricks & Lombardi Awards ★




Jake Grove
Center

2003: Played 336 snaps, grading out at 91.4% ... Has 19 knockdown blocks

Last Week: Played 51 snaps ... Graded out at 96% with three knockdowns

★ Rimington, Outland & Lombardi Trophies ★



DeAngelo Hall
Cornerback/Receiver

2003: 18 tackles, one INT ... Five rec. for 73 yds, TD ... One rush TD ... Averaging 16.6 yds. per punt return, 2 TDs

Last Week: One solo tackle & three PBU ... 24-yard TD run ... Two punt returns (58 & 60 yds.) for TDs

★ Thorpe Award ★



Kevin Jones
Tailback

2003: 121 carries for 682 yards and nine TDs ... Three rec. for 24 yards

Last Week: Rushed 19 times for 131 yards and two touchdowns

★ Doak Walker Award ★



Kevin Lewis
Defensive Tackle

2003: Nine solo tackles ... Eight assists ... One TFL ... One sack ... Two QBH

Last Week: Three assisted tackles

★ Lombardi Award ★



Bryan Randall
Quarterback

2003: 72-of-111 for 896 yards & nine TDs ... Three INTs ... 296 yards rushing

Last Week: Completed 6-of-14 passes for 88 yards ... Had 93 yards rushing, including a 75-yard TD run ... One INT

★ Davey O'Brien Award ★



Vegas Robinson
Linebacker

2003: 37 tackles ... Six TFL ... One sack ... Seven QB hurries ... One FF ... One

INT

Last Week: Four solo stops ... Two assists ... One QB hurry

★ Butkus Award ★



Ernest Wilford
Wide Receiver

2003: Leads team with 24 catches for 317 yards ... Has one TD ... Has a long

of 35 yards

Last Week: Had two catches for 27 yards ... Had a long of 22 yards

★ Biletnikoff Award ★

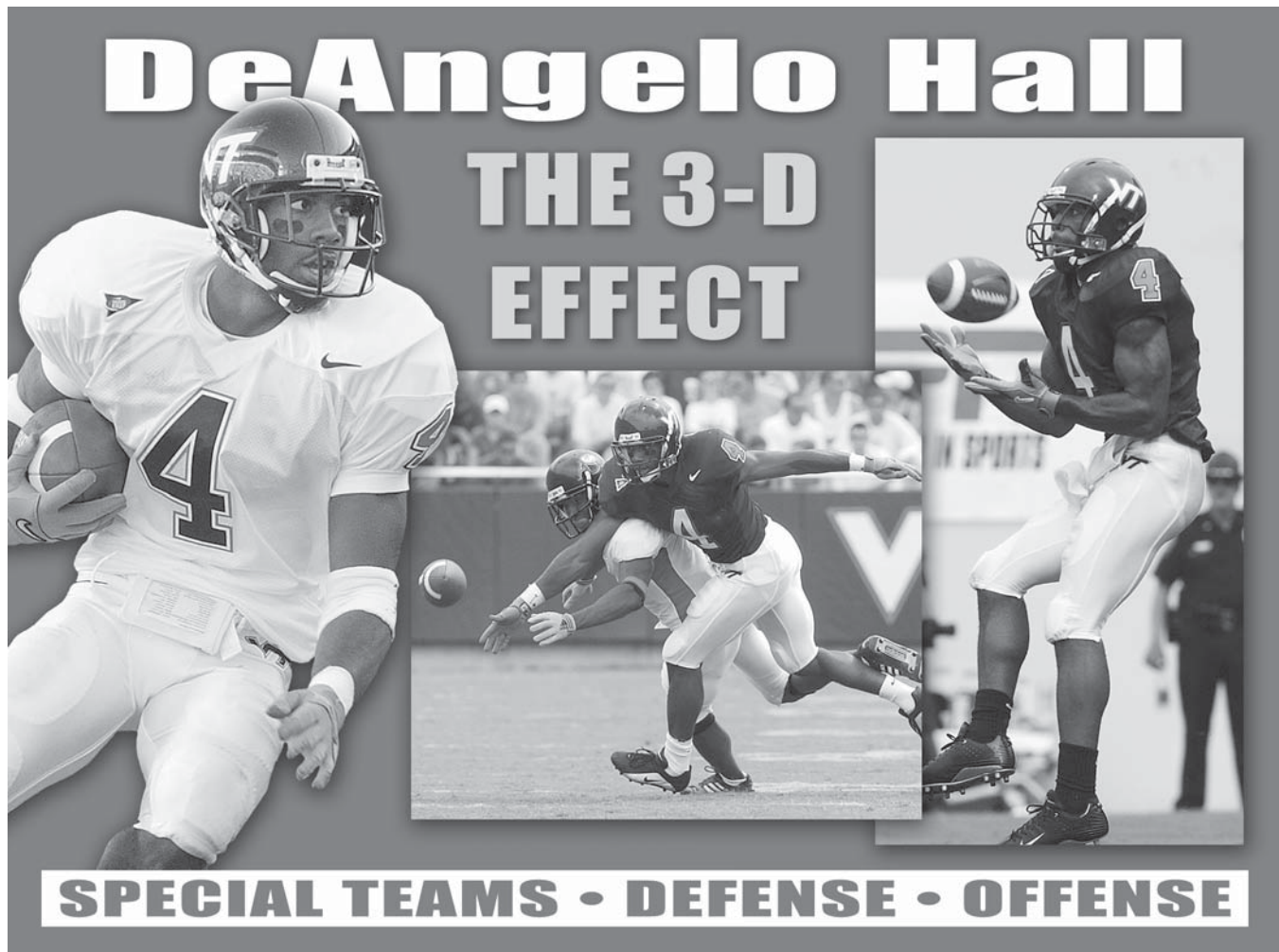


Keith Willis
Tight End

2003: Has four receptions for 66 yards

Last Week: Graded out at 90 percent blocking

★ Mackey Award ★



	Offense	Defense	Spec. Teams	Total	Notes
UCF	10	28	9	47	2 rec.: 41 yards; 29-yd. TD; 3 tackles
James Madison	6	22	7	35	1 rec.: 9 yards; 49 & 47-yd. PR; 3 tackles; 1 INT
Texas A&M	2	41	9	52	4 tackles
Connecticut	6	36	12	54	2 solo tackles; 27-yd. punt return
at Rutgers	10	38	10	58	4 solo tackles; 1 assist; 2 rec.: 23 yds.
Syracuse	16	21	12	49	3 PBU; 2 PR for TDs; 1 rush for 24 yds. (TD)
at West Virginia					
Miami					
at Pittsburgh					
at Temple					
Boston College					
at Virginia					
Totals	50	186	59	295	
Average	8.3	31.0	9.8	49.2	

Season Stats

Offense	5 receptions for 73 yards, 1 TD; 2 rush for 21 yards, 1 TD
Defense	12 solo tackles, 6 assists, 5 PBU, 1 INT
Punt Return	19 returns for 315 yards; 16.6 yards per return; long of 60 yards; 2 TDs

2003 VT PLAYERS OF THE WEEK

The following are the players of the week and players of the game for the 2003 Virginia Tech Hokies. The game balls are handed out by the captains and the Wes Worsham Award is given out after the game, if the Hokies win. The Outstanding Player awards and Scout Team awards are awarded after the coaches review film after the game.

UCF (8/31/03) • W49-28
 Wes Worsham Award B. Randall
 Game Ball • Offense E. Wilford
 Game Ball • Defense J. Lallis
 Game Ball • Special Teams V. Burns
 Outstanding Player • Of..... R. Johnson
 Outstanding Player • Def..... V. Robinson
 Outstanding Player • S.T..... J. Anderson
 SCOUT TEAM
 Offensive M. Malone
 Defensive X. Adibi

James Madison (9/6/03) • W43-0
 Wes Worsham Award C. Humes
 Game Ball • Offense J. Gibson
 Game Ball • Defense A. Rouse
 Game Ball • Special Teams D. Hall
 Outstanding Player • Of..... J. Hamilton
 Outstanding Player • Def..... M. Crawford
 Outstanding Player • S.T..... C. Cooper
 SCOUT TEAM
 Offensive M. Parham
 Defensive V. Hall

Texas A&M (9/18/03) • W35-19
 Wes Worsham Award K. Jones
 Game Ball • Offense J. Grove
 Game Ball • Defense M. Crawford
 Game Ball • Special Teams B. Pace
 Outstanding Player • Of..... B. Randall
 Outstanding Player • Def..... K. Lewis
 Outstanding Player • S.T..... J. Anderson
 SCOUT TEAM
 Offensive L. Goff
 Defensive C. Powell

Connecticut (9/27/03) • W47-13
 Wes Worsham Award M. Crawford
 Game Ball • Offense E. Wilford
 Game Ball • Defense E. Green
 Game Ball • Special Teams V. Burns
 Outstanding Player • Of..... C. Humes
 Outstanding Player • Def..... J. Lewis
 Outstanding Player • S.T..... M. Imoh
 SCOUT TEAM
 Offensive J. Hyman
 Defensive M. Hinton

at Rutgers (10/4/03) • W, 48-22
 Wes Worsham Award C. Shreve
 Game Ball • Offense D. Easlick
 Game Ball • Defense J. Lewis
 Game Ball • Special Teams J. Anderson
 Outstanding Player • Of..... B. Randall
 Outstanding Player • Def..... N. Adibi
 Outstanding Player • S.T..... J. King
 SCOUT TEAM
 Offensive M. Perlozzo
 Defensive M. Brown

Syracuse (10/11/03) • W, 51-7
 Wes Worsham Award D. Hall
 Game Ball • Offense B. Randall
 Game Ball • Defense V. Robinson
 Game Ball • Special Teams C. Warley
 Outstanding Player • Of..... K. Jones
 Outstanding Player • Def..... M. Baaqee
 Outstanding Player • S.T..... J. Anderson
 SCOUT TEAM
 Offensive J. Thibodeau
 Defensive R. Minor

at West Virginia (10/22/03)
 Wes Worsham Award
 Game Ball • Offense
 Game Ball • Defense
 Game Ball • Special Teams
 Outstanding Player • Offense
 Outstanding Player • Defense
 Outstanding Player • Special Teams
 SCOUT TEAM
 Offensive
 Defensive

Miami (11/1/03)
 Wes Worsham Award
 Game Ball • Offense
 Game Ball • Defense
 Game Ball • Special Teams
 Outstanding Player • Offense
 Outstanding Player • Defense
 Outstanding Player • Special Teams
 SCOUT TEAM
 Offensive
 Defensive

at Pittsburgh (11/8/03)
 Wes Worsham Award
 Game Ball • Offense
 Game Ball • Defense
 Game Ball • Special Teams
 Outstanding Player • Offense
 Outstanding Player • Defense
 Outstanding Player • Special Teams
 SCOUT TEAM
 Offensive
 Defensive

at Temple (11/15/03)
 Wes Worsham Award
 Game Ball • Offense
 Game Ball • Defense
 Game Ball • Special Teams
 Outstanding Player • Offense
 Outstanding Player • Defense
 Outstanding Player • Special Teams
 SCOUT TEAM
 Offensive
 Defensive

Boston College (11/22/03)
 Wes Worsham Award
 Game Ball • Offense
 Game Ball • Defense
 Game Ball • Special Teams
 Outstanding Player • Offense
 Outstanding Player • Defense
 Outstanding Player • Special Teams
 SCOUT TEAM
 Offensive
 Defensive

at Virginia (11/29/03)
 Wes Worsham Award
 Game Ball • Offense
 Game Ball • Defense
 Game Ball • Special Teams
 Outstanding Player • Offense
 Outstanding Player • Defense
 Outstanding Player • Special Teams
 SCOUT TEAM
 Offensive
 Defensive

Frank Beamer Interview Opportunities

BIG EAST TELECONFERENCE

The eight BIG EAST coaches are featured on a weekly teleconference each Monday at 11 a.m. (ET) during the regular season, beginning Aug. 25 and continuing each Monday through Nov. 24. Coach Beamer speaks for 10 minutes starting at 11:40 a.m. To access the teleconference, dial XXXXXXXXXXXX. No password is needed, but you must identify yourself and the outlet you work for. Another option is to go to <http://www.bigeast.org/airwaves> for the Internet link to the broadcast. Media can also listen to the audio replay, up usually by 5 p.m., by calling XXXXXXXXXXXX.

TUESDAY PRESS LUNCHEON

This week, on Monday at 1 p.m., in the **Shott Media Center, which is located on the bottom level of the South End Zone**, Coach Beamer meets with the media. **Media needs to park in the lot adjacent to the track and behind the outfield fence of the softball stadium.** The print media session is recorded and can be listened to by calling XXXXXXXXXXXX and choosing "1" from the menu. The recording should be up by 3 p.m., that day.

POST PRACTICE

Coach Beamer is available for brief on-field interviews immediately after practice on Sunday and Monday this week on the practice field, which is located between Lane Stadium/Worsham Field and the Jamerson Athletic Center.

BY PHONE VIA APPOINTMENT

Coach Beamer is available by phone in the early portions of each week. Contact Dave Smith in the Virginia Tech Sports Information Department to schedule an interview with Coach Beamer.

Virginia Tech Player Interview Opportunities

FOLLOWING THE PRESS LUNCHEON

Virginia Tech players will be made available immediately following head coach Frank Beamer's press luncheon Monday afternoon. Requests **MUST** be made by noon on **Sunday**. Please contact Bryan Johnston in the Virginia Tech Sports Information Office to make these requests.

POST PRACTICE

Tech players are available after practice on Tuesday, Oct. 14 and Wednesday, Oct. 15, as well as Sunday and Monday of game week. For interviews longer than three minutes, requests must be to the SID Office 24 hours before the requested interview. For "quick hitters," no notification is needed. Contact Bryan Johnston for player interviews.

BY PHONE VIA APPOINTMENT

Players are available by phone on Tuesday, Oct. 14 and Wednesday, Oct. 15, as well as Sunday and Monday of this week. Interviews will be done following practice, around 6:20 p.m. All phone requests **MUST** be made by noon on Sunday. Please contact Bryan Johnston in the Virginia Tech Sports Information Office to make these requests.

Virginia Tech Satellite Newsfeed

Video highlights of Virginia Tech football, along with an interview with Coach Beamer, are available each Wednesday during the regular season, starting Sept. 3, between 2:15 and 2:30 p.m. (ET). For satellite coordinates and information, contact Donna Smith at (540) 231-6726.

WHO TO CONTACT

Request for Coaches

Sports Information Director

Dave Smith
(540) 231-6726
vtsid@vt.edu

Requests for Players

Asst. Sports Information Director

Bryan Johnston
(540) 231-3387
blj@vt.edu

Requests for Photos

Asst. Sports Information Director

Dave Knachel
(540) 231-1838
dknachel@vt.edu

ON THE INTERNET

www.hokiesports.com

The official Web site of Virginia Tech athletics is home to all the football knowledge you need. Schedules, results, rosters, bios, statistics, general releases and game notes can be found here and are always up to date.

The Gameday section has live stats, radio and television coverage information and other pertinent information. This section is for home games only.

XXXXXXXXXXXXXX

This media-only Web site is designed to make the media's job easier. Here you will find high-resolution, color mug shots of every Hokie football player and coach available to download.

allstars.hokiesports.com

The official all-star Web site of Virginia Tech athletics. Here you can find updated bios, stats and information on all of Tech's football players up for national awards.

www.bigeast.org

Updated standings, results, schedules, statistics and notes are on the site each week during the season.

www.MSNSportsNet.com

This week's opponent's athletics Web site.

Dave Smith: vtsid@vt.edu		THIS WEEK — at West Virginia						Bryan Johnston: blj@vt.edu					
Thursday	16	Friday	17	Saturday	18	Sunday	19	Monday	20	Tuesday	21	Wednesday	22
<ul style="list-style-type: none"> • Featment and Weights No Interviews • JV game vs. Fork Union • Tues (14th) and Wed. (15th) Interviews following practice 		Monday Practice 5:10-6:30 p.m. No Interviews		Tuesday Practice 4:15-6:20 p.m. No Interviews		Wednesday Practice 4:15-6:20 p.m. Interviews Following		<ul style="list-style-type: none"> • BIG EAST Telly Beamer: 11:40 a.m. (913) 981-5520 • Press Luncheon 1-2:30 - Shott Media Center; SEZ • Thursday Practice 4:15-6 p.m. Interviews Following 		Team Travel and Walk-through No Interviews		Tech @ West Virginia 7:45 p.m. • ESPN Post Game Coach Beamer and players available.	

Virginia Tech Football
Virginia Tech Game Results (as of Oct 13, 2003)
All games

Date	Opponent	Score	Overall Record	Conference Record	Time	Attend
----	-----	-----	-----	-----	----	-----
Aug 31, 2003	UCF	W 49-28	1- 0- 0	0- 0- 0	3:31	65115
Sep 06, 2003	JAMES MADISON	W 43-0	2- 0- 0	0- 0- 0	2:49	65115
Sep 18, 2003	TEXAS A&M	W 35-19	3- 0- 0	0- 0- 0	3:09	65115
Sep 27, 2003	CONNECTICUT	W 47-13	4- 0- 0	0- 0- 0	3:13	65115
* Oct 04, 2003	at Rutgers	W 48-22	5- 0- 0	1- 0- 0	3:14	28956
* Oct 11, 2003	SYRACUSE	W 51-7	6- 0- 0	2- 0- 0	3:02	65115
* Oct 22, 2003	at West Virginia	7:30 PM				
* Nov 01, 2003	MIAMI	TBA				
* Nov 08, 2003	at Pittsburgh	TBA				
* Nov 15, 2003	at Temple	TBA				
* Nov 22, 2003	BOSTON COLLEGE	TBA				
Nov 29, 2003	at Virginia	TBA				

* indicates conference game

Virginia Tech Football

Virginia Tech Overall Team Statistics (as of Oct 13, 2003)

All games

TEAM STATISTICS	VT	OPP
SCORING.....	273	89
Points Per Game.....	45.5	14.8
FIRST DOWNS.....	140	80
Rushing.....	72	29
Passing.....	60	45
Penalty.....	8	6
RUSHING YARDAGE.....	1496	533
Yards gained rushing.....	1591	725
Yards lost rushing.....	95	192
Rushing Attempts.....	258	204
Average Per Rush.....	5.8	2.6
Average Per Game.....	249.3	88.8
TDs Rushing.....	19	4
PASSING YARDAGE.....	1139	1143
Att-Comp-Int.....	140-88-5	174-95-8
Average Per Pass.....	8.1	6.6
Average Per Catch.....	12.9	12.0
Average Per Game.....	189.8	190.5
TDs Passing.....	10	7
TOTAL OFFENSE.....	2635	1676
Total Plays.....	398	378
Average Per Play.....	6.6	4.4
Average Per Game.....	439.2	279.3
KICK RETURNS: #-YARDS.....	11-271	32-624
PUNT RETURNS: #-YARDS.....	21-362	7-76
INT RETURNS: #-YARDS.....	8-209	5-60
KICK RETURN AVERAGE.....	24.6	19.5
PUNT RETURN AVERAGE.....	17.2	10.9
INT RETURN AVERAGE.....	26.1	12.0
FUMBLES-LOST.....	9-6	12-5
PENALTIES-YARDS.....	32-296	41-288
Average Per Game.....	49.3	48.0
PUNTS-YARDS.....	20-847	44-1760
Average Per Punt.....	42.3	40.0
Net punt average.....	38.5	31.8
TIME OF POSSESSION/GAME.....	30:00	30:00
3RD-DOWN CONVERSIONS.....	39/74	28/90
3rd-Down Pct.....	53%	31%
4TH-DOWN CONVERSIONS.....	2/2	6/10
4th-Down Pct.....	100%	60%
SACKS BY-YARDS.....	11-91	6-25
MISC YARDS.....	0	0
TOUCHDOWNS SCORED.....	36	12
FIELD GOALS-ATTEMPTS.....	8-10	2-6
PAT-ATTEMPTS.....	33-36	9-10
ATTENDANCE.....	325575	28956
Games/Avg Per Game.....	5/65115	1/28956

SCORE BY QUARTERS	1st	2nd	3rd	4th	Total
-----	---	---	---	---	---
Virginia Tech.....	80	70	64	59	- 273
Opponents.....	10	23	14	42	- 89

Virginia Tech Football

Virginia Tech Overall Individual Statistics (as of Oct 13, 2003)

All games

RUSHING	GP	Att	Gain	Loss	Net	Avg	TD	Long	Avg/G
Kevin Jones	6	121	715	33	682	5.6	9	33	113.7
Cedric Humes	6	50	330	6	324	6.5	5	58	54.0
Bryan Randall	6	34	318	22	296	8.7	3	75	49.3
John Candelas	4	16	76	0	76	4.8	1	20	19.0
Mike Imoh	6	21	80	7	73	3.5	0	12	12.2
DeAngelo Hall	6	2	24	3	21	10.5	1	24	3.5
Marcus Vick	5	8	38	17	21	2.6	0	17	4.2
Doug Easlick	6	2	10	0	10	5.0	0	8	1.7
Chris Clifton	6	1	0	1	-1	-1.0	0	0	-0.2
Richard Johnson	4	1	0	2	-2	-2.0	0	0	-0.5
TEAM	6	2	0	4	-4	-2.0	0	0	-0.7
Total.....	6	258	1591	95	1496	5.8	19	75	249.3
Opponents.....	6	204	725	192	533	2.6	4	38	88.8

PASSING	GP	Eff	Att-Cmp-Int	Pct	Yds	TD	Lng	Avg/G
Bryan Randall	6	154.02	111-72-3	64.9	896	9	45	149.3
Marcus Vick	5	118.92	27-15-2	55.6	212	1	35	42.4
Lance Goff	3	360.40	1-1-0	100.0	31	0	31	10.3
Chris Clifton	6	0.00	1-0-0	0.0	0	0	0	0.0
Total.....	6	147.63	140-88-5	62.9	1139	10	45	189.8
Opponents.....	6	113.86	174-95-8	54.6	1143	7	56	190.5

RECEIVING	GP	No.	Yds	Avg	TD	Long	Avg/G
Ernest Wilford	6	24	317	13.2	1	35	52.8
Justin Hamilton	6	12	144	12.0	1	22	24.0
Chris Shreve	5	8	133	16.6	2	45	26.6
Doug Easlick	6	7	80	11.4	0	36	13.3
Richard Johnson	4	7	61	8.7	1	21	15.2
DeAngelo Hall	6	5	73	14.6	1	29	12.2
Keith Willis	6	4	66	16.5	0	32	11.0
David Clowney	6	4	60	15.0	1	27	10.0
Mike Imoh	6	4	32	8.0	2	10	5.3
Jeff King	6	3	64	21.3	1	31	10.7
Jared Mazzetta	6	3	44	14.7	0	19	7.3
Kevin Jones	6	3	24	8.0	0	10	4.0
Chris Clifton	6	2	14	7.0	0	11	2.3
Cedric Humes	6	1	14	14.0	0	14	2.3
Steve Canter	5	1	13	13.0	0	13	2.6
Total.....	6	88	1139	12.9	10	45	189.8
Opponents.....	6	95	1143	12.0	7	56	190.5

PUNT RETURNS	No.	Yds	Avg	TD	Long
DeAngelo Hall	19	315	16.6	2	60
Richard Johnson	1	6	6.0	0	6
Nathaniel Adibi	1	25	25.0	0	0
Chris Clifton	0	16	0.0	1	16
Total.....	21	362	17.2	3	60
Opponents.....	7	76	10.9	0	18

INTERCEPTIONS	No.	Yds	Avg	TD	Long
Vegas Robinson	1	9	9.0	0	9
DeAngelo Hall	1	0	0.0	0	0
Jonathan Lewis	1	9	9.0	0	9
Jason Lallis	1	45	45.0	1	45
Garnell Wilds	1	3	3.0	0	3
Eric Green	1	84	84.0	1	84
Blake Warren	1	4	4.0	0	4
Jimmy Williams	1	55	55.0	1	55
Total.....	8	209	26.1	3	84
Opponents.....	5	60	12.0	1	47

KICK RETURNS	No.	Yds	Avg	TD	Long
Cedric Humes	6	119	19.8	0	33
Mike Imoh	4	150	37.5	1	91
Blake Warren	1	2	2.0	0	2
Total.....	11	271	24.6	1	91
Opponents.....	32	624	19.5	0	36

FUMBLE RETURNS	No.	Yds	Avg	TD	Long
Total.....	0	0	0.0	0	0
Opponents.....	0	0	0.0	0	0

Virginia Tech Football

Virginia Tech Overall Individual Statistics (as of Oct 13, 2003)

All games

|----- PATs -----|

SCORING	TD	FGs	Kick	Rush	Rcv	Pass	DXP	Saf	Points
Carter Warley	0	8-10	32-35	0-0	0	0-0	0	0	56
Kevin Jones	9	0-0	0-0	0-0	0	0-0	0	0	54
Cedric Humes	5	0-0	0-0	0-0	0	0-0	0	0	30
DeAngelo Hall	4	0-0	0-0	0-0	0	0-0	0	0	24
Mike Imoh	3	0-0	0-0	0-0	0	0-0	0	0	18
Bryan Randall	3	0-0	0-0	0-0	0	0-0	0	0	18
Chris Shreve	2	0-0	0-0	0-0	0	0-0	0	0	12
Justin Hamilton	1	0-0	0-0	0-0	0	0-0	0	0	6
Jason Lallis	1	0-0	0-0	0-0	0	0-0	0	0	6
Jimmy Williams	1	0-0	0-0	0-0	0	0-0	0	0	6
Ernest Wilford	1	0-0	0-0	0-0	0	0-0	0	0	6
David Clowney	1	0-0	0-0	0-0	0	0-0	0	0	6
Chris Clifton	1	0-0	0-0	0-0	0	0-0	0	0	6
Jeff King	1	0-0	0-0	0-0	0	0-0	0	0	6
Richard Johnson	1	0-0	0-0	0-0	0	0-0	0	0	6
Eric Green	1	0-0	0-0	0-0	0	0-0	0	0	6
John Candelas	1	0-0	0-0	0-0	0	0-0	0	0	6
Brandon Pace	0	0-0	1-1	0-0	0	0-0	0	0	1
Total.....	36	8-10	33-36	0-0	0	0-0	0	0	273
Opponents.....	12	2-6	9-10	0-0	1	1-2	0	0	89

TOTAL OFFENSE	G	Plays	Rush	Pass	Total	Avg/G
Bryan Randall	6	145	296	896	1192	198.7
Kevin Jones	6	121	682	0	682	113.7
Cedric Humes	6	50	324	0	324	54.0
Marcus Vick	5	35	21	212	233	46.6
John Candelas	4	16	76	0	76	19.0
Mike Imoh	6	21	73	0	73	12.2
Lance Goff	3	1	0	31	31	10.3
DeAngelo Hall	6	2	21	0	21	3.5
Doug Easlick	6	2	10	0	10	1.7
Chris Clifton	6	2	-1	0	-1	-0.2
Richard Johnson	4	1	-2	0	-2	-0.5
TEAM	6	2	-4	0	-4	-0.7
Total.....	6	398	1496	1139	2635	439.2
Opponents.....	6	378	533	1143	1676	279.3

FIELD GOALS	FGM-FGA	Pct	01-19	20-29	30-39	40-49	50-99	Lg	Blk
WARLEY, Carter	8-10	80.0	0-0	4-5	3-3	1-2	0-0	43	1

PUNTING	No.	Yds	Avg	Long	TB	FC	I20	Blkd
Vinnie Burns	20	847	42.3	62	4	2	7	0
Total.....	20	847	42.3	62	4	2	7	0
Opponents.....	44	1760	40.0	71	4	3	7	1

FG SEQUENCE	Virginia Tech	OPPONENTS
UCF	21	-
James Madison	(43), (23), (26)	23
Texas A&M	-	(22), (20)
Connecticut	(38), (35)	40
Rutgers	41	43
Syracuse	(34), (23), (24)	40
West Virginia	-	-
Miami	-	-
Pittsburgh	-	-
Temple	-	-
Boston College	-	-
Virginia	-	-

Numbers in (parentheses) indicate field goal was made.

Virginia Tech Football
Virginia Tech Overall Individual Statistics (as of Oct 13, 2003)
All games

ALL PURPOSE	G	Rush	Rec	PR	KOR	IR	Tot	Avg/G
Kevin Jones	6	682	24	0	0	0	706	117.7
Cedric Humes	6	324	14	0	119	0	457	76.2
DeAngelo Hall	6	21	73	315	0	0	409	68.2
Ernest Wilford	6	0	317	0	0	0	317	52.8
Bryan Randall	6	296	0	0	0	0	296	49.3
Mike Imoh	6	73	32	0	150	0	255	42.5
Justin Hamilton	6	0	144	0	0	0	144	24.0
Chris Shreve	5	0	133	0	0	0	133	26.6
Doug Easlick	6	10	80	0	0	0	90	15.0
Eric Green	6	0	0	0	0	84	84	14.0
John Candelas	4	76	0	0	0	0	76	19.0
Keith Willis	6	0	66	0	0	0	66	11.0
Richard Johnson	4	-2	61	6	0	0	65	16.2
Jeff King	6	0	64	0	0	0	64	10.7
David Clowney	6	0	60	0	0	0	60	10.0
Jimmy Williams	6	0	0	0	0	55	55	9.2
Jason Lallis	5	0	0	0	0	45	45	9.0
Jared Mazzetta	6	0	44	0	0	0	44	7.3
Chris Clifton	6	-1	14	16	0	0	29	4.8
Nathaniel Adibi	6	0	0	25	0	0	25	4.2
Marcus Vick	5	21	0	0	0	0	21	4.2
Steve Canter	5	0	13	0	0	0	13	2.6
Jonathan Lewis	6	0	0	0	0	9	9	1.5
Vegas Robinson	6	0	0	0	0	9	9	1.5
Blake Warren	6	0	0	0	2	4	6	1.0
Garnell Wilds	6	0	0	0	0	3	3	0.5
TEAM	6	-4	0	0	0	0	-4	-0.7
Total.....	6	1496	1139	362	271	209	3477	579.5
Opponents.....	6	533	1143	76	624	60	2436	406.0

Virginia Tech Football

Virginia Tech Overall Defensive Statistics (as of Oct 13, 2003)

All games

DEFENSIVE LEADERS	-----Tackles-----				TFL/Yds	-Sacks- No-Yds	---Pass Def---			-Fumbles-		Blkd	
	GP	Solo	Ast	Total			Int-Yds	BrUp	QBH	Rcv-Yds	FF	Kick	Saf
21 Michael Crawford	6	31	25	56	8-24	1.0-9	.	3
45 Mikal Baaqee	6	25	19	44	1-1	.	.	.	1
2 Jimmy Williams	6	20	21	41	1-1	.	1-55	2	.	1-0	.	.	.
6 Vegas Robinson	6	22	15	37	6-23	1.0-8	1-9	.	7	.	1	.	.
56 Jonathan Lewis	6	16	18	34	2-2	.	1-9	1	3
48 Brandon Manning	5	15	18	33	2-4	.	.	.	1
36 Aaron Rouse	6	12	21	33	2-5	1	.	.
17 Garnell Wilds	6	18	13	31	.	.	1-3	3
40 Blake Warren	6	18	11	29	3-9	.	1-4	1
55 Darryl Tapp	6	15	13	28	6-20	1.0-8	.	.	8	.	1	.	.
1 Eric Green	6	13	10	23	2-6	.	1-84	6
42 James Anderson	6	15	8	23
31 Mike Daniels	6	11	11	22
41 Jordan Trott	6	15	7	22	1-1
96 Noland Burchette	6	12	9	21	1-8	1.0-8	.	.	4	.	1	.	.
22 James Griffin	6	14	7	21	2-15	1.0-13	.	2	1
8 Vincent Fuller	6	10	9	19	.	.	.	3	.	.	.	1	.
4 DeAngelo Hall	6	12	6	18	.	.	1-0	3
71 Tim Sandidge	6	8	9	17	1-1	.	.	1	6
70 Kevin Lewis	6	9	8	17	2-10	1.0-7	.	.	3
83 Nathaniel Adibi	6	10	5	15	3-25	2.0-22	.	5	9	1-0	.	1	.
99 Cols Colas	5	12	2	14	5-18	3.0-16	.	.	6	.	2	.	.
91 Jason Lallis	5	4	8	12	.	.	1-45	.	1
97 Isaac Montgomery	5	3	8	11	1-2	.	.	.	1
33 Chad Cooper	2	4	1	5	1-0	1	.	.
43 Doug Easlick	6	2	2	4
39 Maurice Sharpe	2	.	3	3
54 Bob Ruff	5	.	3	3	1
29 Brian McPherson	6	2	1	3	1-0	.	.	.
35 Thomas McClelland	3	1	1	2
14 Chad Grimm	3	2	.	2
34 Chris Ceasar	2	1	.	1
85 Jared Mazzetta	6	.	1	1
13 Lance Goff	3	.	1	1
90 Jeff King	6	.	1	1	1	.
38 Vinnie Burns	6	1	.	1
25 Kevin Jones	6	1	.	1
93 Greg Kezmarsky	1	.	1	1
49 Carter Warley	6	.	1	1
87 David Clowney	6	1-0	.	.	.
Total.....	6	354	297	651	49-175	11-91	8-209	30	52	5-0	7	3	.
Opponents.....	6	210	247	457	32-89	6-25	5-60	14	6	6-0	4	2	.

Virginia Tech Football
 Virginia Tech Game Superlatives (as of Oct 13, 2003)
 All games

INDIVIDUAL GAME HIGHS

Rushes.....	30	Kevin Jones vs Texas A&M (Sep 18, 2003)
Yards Rushing.....	188	Kevin Jones vs Texas A&M (Sep 18, 2003)
TD Rushes.....	3	Cedric Humes vs James Madison (Sep 06, 2003) Kevin Jones vs Texas A&M (Sep 18, 2003)
Long Rush.....	75	Bryan Randall vs Syracuse (Oct 11, 2003)
Pass attempts.....	28	Bryan Randall vs UCF (Aug 31, 2003)
Pass completions....	22	Bryan Randall vs UCF (Aug 31, 2003)
Yards Passing.....	278	Bryan Randall vs UCF (Aug 31, 2003)
TD Passes.....	4	Bryan Randall at Rutgers (Oct 04, 2003)
Long Pass.....	45	Bryan Randall at Rutgers (Oct 04, 2003)
Receptions.....	9	Ernest Wilford vs UCF (Aug 31, 2003)
Yards Receiving.....	96	Ernest Wilford vs UCF (Aug 31, 2003)
TD Receptions.....	2	Mike Imoh at Rutgers (Oct 04, 2003) Chris Shreve at Rutgers (Oct 04, 2003)
Long Reception.....	45	Chris Shreve at Rutgers (Oct 04, 2003)
Field Goals.....	3	Carter Warley vs James Madison (Sep 06, 2003) Carter Warley vs Syracuse (Oct 11, 2003)
Long Field Goal.....	43	Carter Warley vs James Madison (Sep 06, 2003)
Punts.....	6	Vinnie Burns vs Connecticut (Sep 27, 2003)
Punting Avg.....	46.8	Vinnie Burns vs Syracuse (Oct 11, 2003)
Long Punt.....	62	Vinnie Burns vs Syracuse (Oct 11, 2003)
Long Punt Return....	60	DeAngelo Hall vs Syracuse (Oct 11, 2003)
Long Kickoff Return.	91	Mike Imoh vs Connecticut (Sep 27, 2003)
Tackles.....	18	Michael Crawford vs Texas A&M (Sep 18, 2003)
Sacks.....	1.0	Vegas Robinson vs UCF (Aug 31, 2003) Nathaniel Adibi vs UCF (Aug 31, 2003) Cols Colas vs UCF (Aug 31, 2003) Michael Crawford vs James Madison (Sep 06, 2003) Cols Colas vs James Madison (Sep 06, 2003) James Griffin vs Texas A&M (Sep 18, 2003) Darryl Tapp vs Texas A&M (Sep 18, 2003) Nathaniel Adibi vs Texas A&M (Sep 18, 2003) Kevin Lewis at Rutgers (Oct 04, 2003) Noland Burchette at Rutgers (Oct 04, 2003) Cols Colas vs Syracuse (Oct 11, 2003)
Tackles For Loss....	4.0	Michael Crawford vs Texas A&M (Sep 18, 2003)
Interceptions.....	1	Jason Lallis vs UCF (Aug 31, 2003) DeAngelo Hall vs James Madison (Sep 06, 2003) Garnell Wilds vs Texas A&M (Sep 18, 2003) Eric Green vs Connecticut (Sep 27, 2003) Jimmy Williams at Rutgers (Oct 04, 2003) Vegas Robinson at Rutgers (Oct 04, 2003) Blake Warren at Rutgers (Oct 04, 2003) Jonathan Lewis at Rutgers (Oct 04, 2003)

Virginia Tech Football
Virginia Tech Game Superlatives (as of Oct 13, 2003)
All games

TEAM GAME HIGHS

Rushes.....	53	vs James Madison (Sep 06, 2003)
Yards Rushing.....	337	vs Syracuse (Oct 11, 2003)
Yards Per Rush.....	8.8	vs Connecticut (Sep 27, 2003)
TD Rushes.....	5	vs James Madison (Sep 06, 2003)
Pass attempts.....	38	vs UCF (Aug 31, 2003)
Pass completions....	29	vs UCF (Aug 31, 2003)
Yards Passing.....	380	vs UCF (Aug 31, 2003)
Yards Per Pass.....	10.2	at Rutgers (Oct 04, 2003)
TD Passes.....	4	vs UCF (Aug 31, 2003) at Rutgers (Oct 04, 2003)
Total Plays.....	81	vs UCF (Aug 31, 2003)
Total Offense.....	532	vs UCF (Aug 31, 2003)
Yards Per Play.....	7.8	vs Connecticut (Sep 27, 2003)
Points.....	51	vs Syracuse (Oct 11, 2003)
Sacks By.....	3	vs UCF (Aug 31, 2003) vs Texas A&M (Sep 18, 2003)
First Downs.....	36	vs UCF (Aug 31, 2003)
Penalties.....	8	vs James Madison (Sep 06, 2003) at Rutgers (Oct 04, 2003)
Penalty Yards.....	83	at Rutgers (Oct 04, 2003)
Turnovers.....	4	at Rutgers (Oct 04, 2003)
Interceptions By....	4	at Rutgers (Oct 04, 2003)

Virginia Tech Football
 Virginia Tech Game Superlatives (as of Oct 13, 2003)
 All games

OPPONENT INDIVIDUAL GAME HIGHS

Rushes.....	21	Alvin Banks, vs James Madison (Sep 06, 2003)
Yards Rushing.....	81	HAYNES, Alex, vs UCF (Aug 31, 2003)
TD Rushes.....	1	HAYNES, Alex, vs UCF (Aug 31, 2003)
		Lewis, Courtney, vs Texas A&M (Sep 18, 2003)
		HAIRSTON, Justi, at Rutgers (Oct 04, 2003)
		REYES, Walter, vs Syracuse (Oct 11, 2003)
Long Rush.....	38	HAYNES, Alex, vs UCF (Aug 31, 2003)
Pass attempts.....	40	ORLOVSKY, Dan, vs Connecticut (Sep 27, 2003)
Pass completions....	25	ORLOVSKY, Dan, vs Connecticut (Sep 27, 2003)
Yards Passing.....	316	ORLOVSKY, Dan, vs Connecticut (Sep 27, 2003)
TD Passes.....	3	SCHNEIDER, Ryan, vs UCF (Aug 31, 2003)
Long Pass.....	56	MARSHALL, B., vs UCF (Aug 31, 2003)
Receptions.....	9	CAPERS, Tavaris, vs UCF (Aug 31, 2003)
Yards Receiving.....	102	Van Zant, Tim, vs Texas A&M (Sep 18, 2003)
TD Receptions.....	2	CAPERS, Tavaris, vs UCF (Aug 31, 2003)
Long Reception.....	56	JOHNSON, Darcy, vs UCF (Aug 31, 2003)
Field Goals.....	2	Pegram, Todd, vs Texas A&M (Sep 18, 2003)
Long Field Goal.....	22	Pegram, Todd, vs Texas A&M (Sep 18, 2003)
Punts.....	12	CARNEY, Brendan, vs Syracuse (Oct 11, 2003)
Punting Avg.....	55.7	PRATER, Matt, vs UCF (Aug 31, 2003)
Long Punt.....	71	PRATER, Matt, vs UCF (Aug 31, 2003)
Long Punt Return....	18	MOSES, Tres, at Rutgers (Oct 04, 2003)
		CLAYTON, Marcus, vs Syracuse (Oct 11, 2003)
Long Kickoff Return.	36	JONES, Nate, at Rutgers (Oct 04, 2003)
Tackles.....	18	BIGBY, Atari, vs UCF (Aug 31, 2003)
Sacks.....	2.5	ORR, Raheem, at Rutgers (Oct 04, 2003)
Tackles For Loss....	5.0	POE, Antoine, vs UCF (Aug 31, 2003)
Interceptions.....	1	Appel, Jaxson, vs Texas A&M (Sep 18, 2003)
		BYNES, TERRY, at Rutgers (Oct 04, 2003)
		JOHNSON, Jarvis, at Rutgers (Oct 04, 2003)
		JONES, Nate, at Rutgers (Oct 04, 2003)
		SMITH, Anthony, vs Syracuse (Oct 11, 2003)

Virginia Tech Football
 Virginia Tech Game Superlatives (as of Oct 13, 2003)
 All games

OPPONENT TEAM GAME HIGHS

Rushes.....	44	vs Connecticut (Sep 27, 2003)
Yards Rushing.....	129	at Rutgers (Oct 04, 2003)
Yards Per Rush.....	4.2	at Rutgers (Oct 04, 2003)
TD Rushes.....	1	vs UCF (Aug 31, 2003)
		vs Texas A&M (Sep 18, 2003)
		at Rutgers (Oct 04, 2003)
		vs Syracuse (Oct 11, 2003)
Pass attempts.....	40	vs Connecticut (Sep 27, 2003)
Pass completions....	25	vs Connecticut (Sep 27, 2003)
Yards Passing.....	316	vs Connecticut (Sep 27, 2003)
Yards Per Pass.....	7.9	vs Connecticut (Sep 27, 2003)
TD Passes.....	3	vs UCF (Aug 31, 2003)
Total Plays.....	84	vs Connecticut (Sep 27, 2003)
Total Offense.....	443	vs Connecticut (Sep 27, 2003)
Yards Per Play.....	6.1	vs UCF (Aug 31, 2003)
Points.....	28	vs UCF (Aug 31, 2003)
Sacks By.....	3	at Rutgers (Oct 04, 2003)
First Downs.....	19	vs Connecticut (Sep 27, 2003)
Penalties.....	9	vs Texas A&M (Sep 18, 2003)
		at Rutgers (Oct 04, 2003)
Penalty Yards.....	71	vs Texas A&M (Sep 18, 2003)
Turnovers.....	4	at Rutgers (Oct 04, 2003)
Interceptions By....	3	at Rutgers (Oct 04, 2003)